

## 2013-14 Atlantic 10 Champions



Assistant Sports Information Director (Women's Basketball Contact): Ryan Uhlich

Email: ruhlich@fordham.edu | Office: 718-817-4241 | Cell: 201-873-6616 | Fax: 718-817-4244 | FordhamSports.com

## 2018-19 Fordham Schedule (6-5, 0-0 A-10)

## NOVEMBER (4-4)

9	Wagner	W, 80-59
11	at Northeastern	L, 54-58
14	Penn State	L, 55-72
18	Charlotte	W, 71-64
23	vs. Ball State &	W, 78-70
24	vs. Washington &	W, 65-57
25	vs. #10/9 Texas &	L, 54-72
29	at Georgetown	L, 38-58

## DECEMBER (2-1)

1	Manhattan	W, 65-61
5	at Pittsburgh	L, 62-65
11	Columbia	W, 68-49
21	at Iona	12 p.m.
29	Maine #	1 p.m.
30	Chattanooga/Middle Tennessee State #	TBD

## JANUARY (0-0)

5	at George Washington **	11 a.m.
9	Richmond *	12 p.m.
13	at Saint Louis **	4 p.m.
16	VCU *	7 p.m.
20	at Dayton **	2 p.m.
24	at Rhode Island *	7 p.m.
27	Davidson *	2 p.m.
31	at La Salle *	7 p.m.

## FEBRUARY (0-0)

3	Duquesne **	12 p.m.
6	Saint Louis *	7 p.m.
10	George Mason *	2 p.m.
13	at Davidson *	7 p.m.
16	at St. Bonaventure *	1 p.m.
24	Massachusetts *	2 p.m.
27	Dayton *	7 p.m.

## MARCH (0-0)

2	at Saint Joseph's *	12 p.m.
5	Atlantic 10 Championship First Round	TBD
8-10	Atlantic 10 Championship %	TBD

\* - Atlantic 10 game  
 % - Atlantic 10 Championship (Pittsburgh, Pa.)  
 & - Gulf Coast Showcase  
 # - Fordham Holiday Classic  
 ^ - Game on CBS Sports Network  
 Home Games in **bold**  
 All times Eastern

## Game Twelve

Bronx, N.Y. - Rose Hill Gym



Fordham Rams (6-5, 0-0 A-10)

at

Iona Gaels (1-9, 0-0 MAAC)



Friday, December 21, 2018 - 12 p.m.

## NEWS AND NOTES

- Head coach Stephanie Gaitley earned her 150th career Fordham victory last Tuesday night against Columbia, 68-49. She became the program's all-time winningest coach two years ago against Massachusetts and earned career win number 600 with a 72-48 victory over St. Bonaventure on January 25th, on her birthday, to boot, to become the 69th coach in NCAA history to reach the milestone. She is currently 58th all-time with 614 victories.

- Fordham had back-to-back Atlantic 10 Players of the Week in November - first it was senior captain Mary Goulding, who also earned National Jesuit Player of the Week honors, after averaging a double-double (13.0 points, 10.5 rebounds) against Penn State and Charlotte, and then it was Bre Cavanaugh during Thanksgiving weekend after averaging 22.3 points while leading the Rams to the championship game of the Gulf Coast Showcase.

- The Rams are tops in the nation in turnovers per game, with just 10.6 per contest, .2 and .3 ahead of national powerhouses Oregon and UConn, respectively. Fordham's season-high was 15 against Penn State and committed 13 against both #10 Texas and Georgetown but also have four single-digit turnover games, as well, the first three of which were in a row: against Charlotte (7), Ball State (8), and Washington (8), and nine against Manhattan two weeks ago.

- In the annual Atlantic 10 preseason coaches' poll, Fordham was predicted to finish tied for third with reigning conference champion, George Washington, the highest preseason position the Rams have been in under head coach Stephanie Gaitley. Redshirt sophomore Bre Cavanaugh, after earning Second Team All-Conference and All-Rookie honors, was named to the preseason First Team.

- The Rams are coming off a 24-10 finish to their 2017-18 campaign where they matched the program's longest postseason run, defeating Harvard at home and Drexel on the road to reach the WNIT Sweet Sixteen. Fordham also met the program mark for most wins in the Atlantic 10 era, with 12. The 24 wins were the fifth-most in program history, as well.

- Under Coach Gaitley, the Rams have enjoyed five postseason berths in seven seasons, half of the program's 10 postseason berths all-time, and have also enjoyed five 20-win campaigns, as well. The 2014 Atlantic 10 champions, Fordham has also earned four WNIT berths since 2011-12.

## PROBABLE STARTERS



Lauren Holden  
 #2 | 5'5 | G | Sr.

PPG	7.9
RPG	1.9
APG	1.9
FG%	.276
3FG%	.262
FT%	.889



Bre Cavanaugh  
 #10 | 5'8 | G | R-Sr.

PPG	19.1
RPG	6.0
APG	2.2
FG%	.374
3FG%	.309
FT%	.768



Kendell Heremaia  
 #20 | 5-9 | G | So.

PPG	9.8
RPG	4.5
APG	3.0
FG%	.453
3FG%	.390
FT%	.750



Kaitlyn Downey  
 #24 | 6'1 | F | Fr.

PPG	5.2
RPG	4.0
ORPG	1.6
FG%	.323
3FG%	.240
FT%	.643



Mary Goulding  
 #34 | 6'0 | F | Sr.

PPG	10.4
RPG	7.2
ORPG	3.2
FG%	.447
3FG%	.348
FT%	4-4

**GAME COVERAGE**

**Watch:** ESPN+  
 Ian Sacks - Play-by-Play  
 Austin Stellato - Color

**Listen:** WFUV (90.7 FM & wfuvsports.org)  
 Dominic Capone - Play-by-Play  
 Jackson Heil - Color

**Live Stats:** [www.sidearmstats/iona/wbball/](http://www.sidearmstats/iona/wbball/)

**Setting the Scene**

The Fordham women's basketball team (6-5) is coming off its second-largest win over the season and, after a 10-day hiatus, is back in action Friday afternoon at Iona (1-9) for a noon tip-off. The game will be streamed on ESPN+.

**Last Time Out**

Fordham bounced back from a two-game skid to drop Columbia, 68-49, last Tuesday night in the Bronx, the team's second-largest margin of victory of the year. The Rams never trailed in the contest and jumped out to a massive 27-11 lead after the opening 10 minutes. The hosts struggled to score in the second and fourth quarters, combining for 20 points, but never had to worry thanks to their first-quarter explosion and 21 more points in the third.

The Rams shot a season-high 53.8% (28-of-52) from the field, the third-highest mark in the last five years for the program, thanks to seven different Rams shooting 50% or better from the floor on the evening. Bre Cavanaugh led the team in scoring for a 10th time this year with 19 points on 6-of-10 shooting, 6-of-8 from the line, with four rebounds, three steals, two assists, and a block over 38 minutes. Joining her in double figures were seniors Mary Goulding (14 points, four boards, two assists, and a steal) and Lauren Holden (12 points) who combined to shoot 11-of-18 with four three-pointers. Kaitlyn Downey returned to the starting lineup and chipped in seven points, four boards, and two assists in 21 minutes. Kendell Heremaia, despite shooting just 2-of-9 from the floor, notched four points, rebounds, and assists, while Zara Jillings helped across the board with six points, a team-high eight rebounds, and three assists in 22 minutes.

**Series History vs. Iona**

Fordham holds an all-time 25-20 advantage over one of its oldest rivals, dating back to 1973. The Rams enjoyed the majority of success in the 80s and 90s but the Gaels have since taken ahold of the rivalry, winning eight of the last 11 meetings since 1997. In New Rochelle, the two schools have each earned 10 victories, with the Gaels coming out on top in the last six meetings at Hynes Center. Fordham snapped a three-game losing skid with a big 78-48 win in the Bronx a year ago.

**Holding Onto the Rock**

Fordham leads the country in turnovers per game, with just 10.6 through its opening 11 contests, .2 and .3 ahead of national powerhouses Oregon and UConn, respectively. Those three schools are the only teams averaging less than 11 per game. The Rams have coughed the ball up just 117 times, 10th-fewest in the country despite playing one or more games than the schools ahead of them. Fordham has committed between seven and 15 turnovers thus far this season, with four single-digit turnover performances. The season-low seven turnovers came against Charlotte on November 18th, the lowest number since Coach Gaitley's 600th career victory last January 25th against St. Bonaventure, when they had just 10, and last time with seven or fewer since December 9th, 2017 against Iona, when they had six. Fordham has 3.4 fewer turnovers than the next A-10 team, Duquesne.

The Rams have three of the top 11 in assist/turnover ratio in the Atlantic 10. Zara Jillings (3.7) tops the league, Kaitlyn Downey is third (2.3), and Bre Cavanaugh is ninth (1.8). Mary Goulding (1.5) is tied for 11th.

**Up Next**

The Rams host the 12th annual Fordham Holiday Classic next weekend, featuring Chattanooga, Maine, and Middle Tennessee State on Saturday and Sunday, December 29-30. Fordham opens the tournament against Maine at 1 p.m. on Saturday.

**THE UNIVERSITY**

School.....Fordham University  
 City/Zip.....Bronx, NY 10458  
 Founded.....1841  
 Enrollment (Undergraduate).....8,427  
 Nickname.....Rams  
 School Colors.....Maroon and White  
 Home Court (Capacity).....Rose Hill Gym (3,200)  
 Affiliation.....NCAA Div. I  
 Conference.....Atlantic 10  
 President.....Joseph McShane, S.J.  
 Alma Mater, Yr.....Boston College '72  
 Director of Intercollegiate Athletics.....David Roach  
 Athletic Dept. Phone.....(718) 817-4300  
 Ticket Office Phone.....(855) RAM-TIXS

**WOMEN'S BASKETBALL COACHING STAFF**

Head Coach.....Stephanie V. Gaitley  
 Alma Mater/Year.....Villanova '82  
 Record at School (yrs).....150-91 (8 years)  
 Overall Record (yrs).....614-361 (33 years)  
 Office Phone.....(718) 817-4270  
 Associate Head Coach.....Angelika Szumilo  
 Assistant Coach.....Sonia Burke  
 Assistant Coach.....Valerie Nanimia  
 Director of Women's Basketball Operations.....Abigail Corning  
 Director of Women's Basketball Administration.....Clare Berenato  
 Video Coordinator.....Christopher Scerbo  
 Director of Player Development.....Samantha Clark  
 Best Time To Reach Coach Gaitley.....Via Sports Info  
 Head Athletic Trainer.....Dawn Purington  
 Assistant Athletic Trainer (WBB Trainer).....Erin Cameron  
 Asst. A.D for Equip./Purchasing.....Jean-Michel Royall  
 Asst. Academic Advisor.....Thomas Campbell

**TEAM INFORMATION**

2017-18 Overall Record.....24-10  
 2017-18 Atlantic 10 Record (Finish).....12-4 (3rd)  
 Postseason.....WNIT Sweet Sixteen  
 Lettermen Returning/Lost.....10/3  
 Starters Returning/Lost.....3/2  
 Newcomers.....6

**TEAM HISTORY**

First Year of Women's Basketball.....1970-71  
 Overall All-Time Record.....598-737 (49 seasons)  
 Number of years in NCAA/Last.....2/2014  
 Last NCAA Opponent.....Cal (2014 - NCAA 1st Round - L, 64-63)

**SPORTS INFORMATION**

Sports Information Director.....Joe DiBari  
 SID Office Phone.....(718) 817-4240  
 Cell Phone.....(917) 539-5061  
 Email.....dibari@fordham.edu  
 SID FAX.....(718) 817-4244  
 Assistant SID (WBB).....Ryan Uhlich (WBB Contact)  
 Phone.....(718) 817-4241  
 Cell Phone.....(201) 873-6616  
 Email.....ruhlich@fordham.edu  
 Press Row Phone Number.....(718) 817-2736  
 Sports Hotline.....(718) 817-2RAM  
 Homepage Address.....www.fordhamsports.com  
 SID Mailing Address.....441 East Fordham Road  
 .....Bronx, NY 10458

**When referring to Fordham women's sports,  
 please only use the nickname RAMS.**

**Lady Rams, Ramettes, etc. are no longer the  
 names of any Fordham athletics squad.**

# 2018-19 Fordham Women's Basketball Roster

#	Name	Pos.	Cl.	Ht.	Hometown / High School (Previous School)
0	Zara Jillings	So.	G	5-11	Auckland, New Zealand / Westlake Girls
1	Alexa Giuliano	Gr.	G	5-8	Hackettstown, N.J. / Morris Catholic (Columbia)
2	Lauren Holden *	Sr.	G	5-5	Cape May, N.J. / Lower Cape May Regional
3	Katie McLoughlin	So.	G	5-10	Yonkers, N.Y. / The Ursuline School
5	Catherine Polisano	Fr.	G	5-9	Ambler, Pa. / Germantown Academy
10	Bre Cavanaugh	R-So.	G	5-8	Allamuchy, N.J. / Blair Academy (California)
12	Edona Thaqi	So.	G	5-9	Stamford, Conn. / Westhill
14	Vilisi Tavui	R-Fr.	C	6-4	Nausori, Fiji / Lelean Memorial
15	Ralene Kwiatkowski	So.	G	5-8	Biltmore Lake, N.C. / Carolina Day School
20	Kendell Heremaia	So.	G	5-9	Whangarei, New Zealand / St. Peter's
21	Lauren Murphy	So.	G	5-9	West Hartford, Conn. / Northwest Catholic
23	Halei Gillis	So.	F/C	6-4	Asheville, N.C. / Carolina Day School
24	Kaitlyn Downey	Fr.	F	6-1	Hastings-on-Hudson, N.Y. / Maria Regina
32	Chloe Chaffin	Fr.	G	5-10	Kingston, N.Y. / Kingston
34	Mary Goulding *	Sr.	F	6-0	Rangiora, New Zealand / Rangiora (Gillette College)
43	Megan Jonassen	Fr.	F	6-0	Schwenksville, Pa. / Perkiomen Valley

\* Team Captains

## Coaching Staff

**Head Coach:** Stephanie V. Gaitley (Villanova '82, Eighth Season)

**Associate Head Coach:** Angelika Szumilo (LIU Brooklyn '02, Eighth Season)

**Assistant Coach:** Sonia Burke (Spring Hill College '01, Second Season)

**Assistant Coach:** Valerie Nainima (South Carolina '11, Fifth Season)

## Support Staff

**Director of Basketball Operations:** Abigail Corning (Fordham '14, Second Season)

**Director of WBB Admin./Special Asst. to Coach Gaitley:** Clare Berenato (Seton Hill '13, Fifth Season)

**Video Coordinator:** Christopher Scerbo (Fordham '17, Second Season)

**Director of Player Development:** Samantha Clark (Fordham '16, Third Season)

## Pronunciation Guide

#0 ZARR-uh Jillings

#5 Catherine PAHL-eh-SAHN-oh

#10 Bree Cavanaugh

#12 EE-dohn-uh Thacky

#14 Vill-EE-see Tah-VOO-ee

#15 Ray-LEAN KWEE-it-cow-ski

#20 Kendell Hair-eh-MY-uh

#23 HAY-lee Gillis

#32 Chloe CHAFE-in (rhymes with 'safe')

#34 Mary GHOU-ding

#43 Megan JOHN-uh-sin

Stephanie GATE-lee

Angelika shuh-ME-whoa

SAHN-ya Burke

Valerie NINE-ee-ma

Christopher SKER-bow



@FordhamWBB

## Roster By Location

New Jersey	3
New York	3
New Zealand	3
North Carolina	2
Pennsylvania	2
Connecticut	1
Fiji	1

## Roster By Class

Graduate (1):	Alexa Giuliano
Senior (2):	Mary Goulding Lauren Holden
Sophomore (9):	Breanna Cavanaugh Halei Gillis Kendell Heremaia Zara Jillings Johanna Klug Ralene Kwiatkowski Katie McLoughlin Lauren Murphy Edona Thaqi
Freshman (5):	Chloe Chaffin Kaitlyn Downey Megan Jonassen Catherine Polisano Vilisi Tavui

## The Stephanie V. Gaitley Show

The Stephanie V. Gaitley Show has returned for its eighth season in a row this year. The show reviews and previews games, interviews players, and discusses everything there is to know about women's college hoops.



Fordham Women's Basketball can be heard on WFUVsports.org, Public Radio from Fordham University. The University's 50,000-watt radio station is the official outlet for Fordham Basketball and will cover the Rams all season long.

### Coach Gaitley Reaches 150 Fordham Victories

The 68-49 win over Columbia last Tuesday night was head coach Stephanie Gaitley's 150th in charge of the Fordham women's basketball program. She became the program's all-time winningest coach in 2016 and picked up career victory number 600 last year.

Other milestone Fordham victories for Coach Gaitley include:

- First win: at home against Cleveland State, 52-43, on 11/16/11
- 50th win: at home against Saint Louis, 74-52, on 1/2/14
- 63rd win: in the A-10 Championship game against Dayton, 63-51, on 3/9/14, in Richmond, Va.
- 100th win: against Little Rock, 65-43, at home in the opening round of the preseason WNIT on 11/19/16
- 116th win (to become program's leader in wins): vs. Massachusetts, 74-43, on 2/11/17

### Wubba Lubba Dub-Dub

Through 11 games to open the 2018-19 season, the Rams have had six double-doubles by four different players. Senior Mary Goulding has two near-identical ones - grabbing 12 rebounds twice and scoring 16 against Charlotte and 15 at Northeastern, and with her 27-point, 11-rebound performance against Manhattan, redshirt sophomore Bre Cavanaugh now has two on the year and in her career. Kaitlyn Downey posted 11 points and 11 rebounds against Penn State for her first career double-double and Kendell Heremaia did the same with 13 points and 10 rebounds against Washington. G'mrice Davis graduated in May tied for a NCAA-wide lead with 57 career double-doubles and had 27 last year alone.

### Kiwis Coming Through

Fordham's Kiwi contingent of Mary Goulding, Kendell Heremaia, and Zara Jillings combined for 37 points against Charlotte, including 22 in the fourth quarter alone out of the team's 29 points. Jillings hit a three-pointer in the corner then fed Heremaia for a layup to retake the lead for good and Goulding scored 12 points the rest of the way, all from the field, to secure the victory. Against Ball State, with Goulding struggling with her shot (despite tallying seven boards and a game-high six dimes), Heremaia and Jillings each set new career-highs in scoring, with 15 and 12 points, respectively, with the former matching her career-high six field goals and three triples, the latter notching a personal-best two steals to go with eight rebounds and five assists. The trio combined for 27 points and 16 rebounds against Washington and Heremaia netted a career-best 17 points against Texas in the Gulf Coast Showcase final.

Goulding and Heremaia are second and third on the team in scoring, respectively, with 10.4 and 9.8 points per game, and second and first in assists, with 33 and 25, respectively, while Jillings chips in 5.2 points and 22 assists off the bench. The Kiwis has combined to average 25.4 points per game, or 40.5% of the team's scoring, 14.9 rebounds, or 42.8 of the team's rebounding, and 80 assists, or 56.3% of the team's total of 142. Against Manhattan on December 1st was the first time all three have started together.

### Cavanaugh Named Atlantic 10 Player of the Week

The redshirt sophomore was rewarded for an excellent performance at the Gulf Coast Showcase by earning her first career conference Player of the Week honor. Cavanaugh averaged 22.3 points on 42.1% shooting, 35.5% from deep, with 3.3 rebounds, 2.0 assists, and 1.7 steals over 37.3 minutes per game. Cavanaugh was a four-time Rookie of the Week honoree last year.

### Mary Goulding Named Atlantic 10 and National Jesuit Player of the Week

The New Zealand international earned her first weekly career accolades a month ago by averaging a double-double (13.0 points and 10.5 rebounds) against Penn State and Charlotte. The senior captain recorded 11 points and nine boards against the Lady Lions and was instrumental in the team's fourth-quarter rally against the 49ers, scoring 12 of her 16 points in the period alone. Goulding added 12 boards, a career-high two blocks, a steal, and an assist, and hauled in five offensive boards in each contest.

## Tale of the Tape

43.3	Points Per Game	62.7
67.8	Points Allowed Per Game	62.3
-24.5	Scoring Margin	+0.5
.335	Field Goal Percentage	.386
48-183	Three-Point Field Goals	79-270
.262	Three-Point Field Goal Pct.	.293
53-97	Free Throws	93-133
.546	Free Throw Percentage	.699
28.6	Rebounds Per Game	34.8
-9.2	Rebounding Margin	+2.3
10.5	Assists Per Game	12.9
21.0	Turnovers Per Game	10.6
6.2	Steals Per Game	5.1
0.6	Blocks Per Game	1.1

### Crashing the Offensive Glass

Last year, nearly one-third of the Rams' 1,268 total rebounds came on the offensive glass (408 - 32.1%). Fordham lost leading rebounder G'mrice Davis in the offseason but the Rams haven't missed a beat thus far in 2018-19, hauling in just under 40% of their total boards on the offensive glass (138-of-383 - 36.0%). Five different Rams already have at least 16 offensive boards. Mary Goulding has 32-of-72 offensive boards, Megan Jonassen is next with 19 already off the bench, Kaitlyn Downey and Zara Jillings each have 17, and Bre Cavanaugh has 16. Kendell Heremaia also has 10. Fordham has had between 14 and 19 offensive rebounds in seven contests this year, including the first six of the year.

### Heremaia Cruising

Sophomore Kendell Heremaia has been tremendous for the Rams this year, starting all 11 contests, after making seven starts in 33 appearances last year, leading the team with 33 assists, and averaging 9.8 points per game. The Whangarei, New Zealand native has set four new highs in scoring, starting with 13 in the season opener against Wagner and culminating in 17 against #10 Texas. Heremaia has hit at least one three-pointer in all but two games and has shot 50% or better in six contests. Prior to her cold shooting against Columbia, the sophomore was shooting 47.7% from the field and 43.2% from behind the arc. Heremaia is also chipping in 4.5 rebounds, third-highest on the team. After playing between 16 and 25 minutes the first five games, she played between 29 and 36 in five straight games before playing 25 against Columbia.

### Holden Ascending the All-Time Ranks

Having played the eighth-most minutes in Fordham history, it's no surprise to see Lauren Holden's name already in the record book. The Cape May, N.J. native's four three-pointers the last two games have pushed her into the all-time top-five for three-pointers made, past Maureen Garvey ('01) and now current Director of Ops Abigail Corning ('14). Her 84.4% career rate from the free-throw line sits fifth all-time, as well. She is also on pace to become the 21st member of the program's 1,000-point club, currently at 923, as well as enter the top-five for games played and stated, currently at 109 and 94, respectively.

### G'mrice Thriving in Greece

Former Fordham standout forward G'mrice Davis, the program's first All-American honorable mention, signed her first professional contract with GAS Kalyvion in the Greek A1 league over the summer and, through her team's first seven contests, is leading the league in scoring (18.1 points per game) and rebounding (15.3 per game), and is chipping in 1.9 steals, as well, as Kalyvion is fourth in the table with a 4-3 record. The top four teams in the league advance to the playoffs. Eurobasket.com named G'mrice the league's Player of the Week last week.

### Quite the Start

Bre Cavanaugh has started all 45 contests in her Fordham career and has been nothing short of spectacular for the Rams during her time in maroon and white. The redshirt sophomore finished her freshman season with the second-most minutes ever played in a single campaign, with 1,306, and is averaging 38.2 minutes per game so far in her career. She is averaging 17.5 points per game with 254 field goals, 92 three-pointers, and 188 free throws, with an average of 5.0 rebounds per game, a 84 assist-to-66 turnover ratio, and 54 steals. She is on pace to join the 1,000-point club towards the end of this season, currently at 788 career points.

### Got a Minute?

Senior co-captain Lauren Holden set a new Fordham record with 1,333 minutes played last year, which ranked fourth in the country and second on a per-game basis (39.2). Bre Cavanaugh was right there with her, playing the second-most minutes in a single year (1,306) and averaging 38.4 per game, ranked ninth and sixth nationally, respectively. This year is no

different as Cavanaugh is 11th in the country with 37.8 minutes played per game and Holden is 12th at 37.5. A starter midway through her freshman year, Holden became the 15th Ram to surpass 3,000 career minutes, now up to 3,592 for her career, which ranks seventh all-time, recently passing Annie Zopf ('09) against Charlotte, Denise Hammersley ('95) against Ball State, and now Kristina Bell ('11) against Columbia.

### This Is Our House

Since Gaitley took over before the 2011-12 season, the Rams hold an 90-28 (76.3%) record at home across 118 contests. Over the last two-plus seasons, the Rams are 34-7 in the Bronx, including a 13-3 mark in conference play. Last year, Fordham finished 15-3 at home overall and 6-2 in league action. On the flip side, Gaitley's Rams are 60-63 (48.8%) on the road or on neutral ground during her tenure.

### Three Games in Three Days

The Gulf Coast Showcase featured three games in three days, which the Rams went 2-1 in reaching the championship game against #10/9 Texas. The last time the Rams had played three straight, they won the 2014 Atlantic 10 championship, to secure their lone conference title. You'd have to go back to the pre-Gaitley days for the last instance in the regular season, under Cathy Andruzzi in 2010 at the Kansas Classic in Lawrence, where the Rams fell in all three games but took RV/RV Kansas to overtime. It was also the eighth time since 1979 that the program has played three days straight.

### Five Fordham Debuts

Five Rams made their collegiate debuts against Wagner. Kaitlyn Downey got the start and scored 12 points on 4-of-6 shooting from the floor and 4-of-7 from the line across 19 minutes to go with five boards, an assist, and a steal. Redshirt freshman Vilisi Tavui scored four points with a pair of steals in 10 minutes off the bench and was joined by true freshmen Chloe Chaffin, Megan Jonassen, and Catherine Polisano. Polisano hit a first-quarter three for her lone points of the game, Jonassen scored two points and hauled in a pair of offensive rebounds, and Chaffin grabbed three boards and made one of her two freebies. There were five debuts a year ago, as well, the most since 2011.

### Gaitley Gets Career Win Number 600

Stephanie Gaitley got her first career win against Siena in December 28, 1985. She got her 500th career victory while at Fordham, against Temple on March 10, 2013, in the Atlantic 10 Championship semifinals in Philadelphia. After stops at Richmond, Saint Joseph's, LIU Brooklyn, Monmouth, and now in the Bronx, the Ocean City, N.J. native can claim what less than 70 coaches all-time can: 600 career wins. She did it with a 72-48 win over St. Bonaventure on January 25th of this year, on her birthday, to boot, and currently holds a 613-361 all-time record. She became the program's all-time winningest coach in 2016, against UMass, and has a 150-91 record with the Rams. While with three different schools in the A-10 over her career, she also has the second-most conference wins, 177, but is behind George Washington's Joe McKeown by 63.

### 60 is the Magic Number?

Fordham is 37-4 over its last two-plus seasons when scoring 60 points or more, including a 16-3 mark a year ago and 6-1 start to this season. After scoring at or under 55 points across the first six contests last season, the Rams rattled off 21 games with at least 60 points over their final 28 games. The loss at Pittsburgh was the first while scoring over 60 since a double-overtime loss at Saint Louis last January 31st.

### Defense, Defense, Defense

No stat better represents the Gaitley-infused defense than Fordham's 57-5 record when holding opponents under 50 points during her tenure. Two Januarys ago, Saint Joseph's defeated the Rams, 47-44, at Hagan Arena in Philadelphia, ending a streak of 38 consecutive contests with such victories. The last time before that loss, coincidentally, was also against the Hawks, in the 2013 A-10 Championship game at the Barclays Center, 47-46. Since that streak ended, the Rams have rattled off 15 such wins. Fordham is 22-1 in its last 23 contests with rivals scoring under 50 points, including this year's first such instance against Columbia.

### Atlantic 10 Preseason Poll Results

For the second year in a row the Rams have themselves a preseason First Team All-Conference honoree. Last year it was senior G'mrice Davis but this year it is redshirt sophomore Bre Cavanaugh, who finished up a sensational rookie campaign with Second Team and All-Rookie distinction plus being named the MBWA's Metropolitan Rookie of the Year. The team, meanwhile, was predicted to finish in a tie for third place, alongside reigning conference champions, George Washington, in what is the highest the Rams have ever been in the annual poll under Coach Gaitley.

### 20 Wins

Last year's Rams finished 24-10, the fifth-most wins in a single year in school history. It was the second consecutive year Fordham has finished with 20 or more wins and the fifth time under Coach Gaitley since 2011-12. The program has only ever had 10 20-win seasons: three with Kathy Mosolino (1977-80), one under Christina Wielgus (1991-92), and one under Kevin Morris (1993-94). It was Gaitley's 17th time winning 20 games or more in her 32-year career.

### Top-15 Ranked Defense

Gaitley's Rams are known for their stout defense and last year was no different. Fordham allowed just 56.1 points per game to opponents, which ranked 15th in the country. The Rams allowed just 13 60-point games and held an 11-0 record when opponents scored below 50 points. Two big reasons why was holding opponents to just 29.7% shooting from behind the arc, one of the lowest marks in the country, and outrebounding foes by a margin of 6.6 boards per contest. Under Gaitley, the Rams have been a top-50 defense in all seven seasons and have finished within the top-20 in half of them.

### Gaitley's 3-and-D Rams

Under Coach Gaitley, the Rams have finished within the top-50 in scoring defense in all seven seasons and within the top-25 in four of those. Her Rams have also tallied the top four three-point totals in school history, with last year's 186 ranking fourth all-time. The record is 244 set by the Atlantic 10 championship-winning team of 2013-14.

## 2018-19 Atlantic 10 Standings (12/20)

Team	A-10	Overall
George Mason	0-0	6-4
Massachusetts	0-0	7-5
Duquesne	0-0	5-4
Davidson	0-0	6-5
<b>Fordham</b>	<b>0-0</b>	<b>6-5</b>
VCU	0-0	6-5
Rhode Island	0-0	5-5
Dayton	0-0	4-5
Saint Louis	0-0	4-6
Saint Joseph's	0-0	4-7
St. Bonaventure	0-0	3-8
Richmond	0-0	2-8
George Washington	0-0	2-8
La Salle	0-0	2-9

## Atlantic 10 Preseason Coaches' Poll

(first place votes)

1. Duquesne (12)

2. Dayton (2)

**T3. Fordham**

T3. George Washington

5. Saint Joseph's

6. VCU

7. Saint Louis

8. George Mason

9. Massachusetts

10. Richmond

11. Davidson

12. St. Bonaventure

13. Rhode Island

14. La Salle

## Fordham's Record When...

Playing Conference Games .....	0-0
Playing Non-Conference Games .....	6-5
At Home .....	4-1
On the Road .....	0-3
At Neutral Sites .....	2-1
Playing Day Games .....	3-1
Playing Night Games .....	3-4
Scoring 49 Points or Less .....	0-1
Scoring 50-59 Points .....	0-3
Scoring 60-69 Points .....	3-1
Scoring 70-79 Points .....	2-0
Scoring 80 or More Points.....	1-0
Allowing 49 Points or Less .....	1-0
Allowing 50-59 Points .....	2-2
Allowing 60-69 Points.....	2-1
Allowing 70 points or more .....	1-2
Leading at the Half .....	3-3
Trailing at the Half .....	2-2
Tied at the Half .....	1-0
Overtime Games .....	0-0
Outrebound Opponent.....	6-2
Outrebounded by Opponent.....	0-3
Rebounds Tied.....	0-0
Commit Fewer Turnovers.....	6-1
Commit More Turnovers .....	0-3
Turnovers Tied.....	0-1
Shoot Better than Opponent .....	2-0
Shoot Worse than Opponent .....	4-5
Hit More Free Throws than Opponent.....	5-0
Hit Less Free Throws than Opponent .....	1-5
On Sunday.....	1-2
On Monday.....	0-0
On Tuesday .....	1-0
On Wednesday.....	0-2
On Thursday .....	0-1
On Friday.....	2-0
On Saturday .....	2-0

## The Last Time...

## Last Time Fordham... (Bold - accomplished this season)

Scored 70-79 points

Scored 80-89 points

Scored 90-99 points

Scored at least 100 points

Allowed fewer than 40 points

Allowed 41-50 points

Shot 50% or better from the field

Shot 60% or better from the field

Made at least 30 field goals

Shot better than 90% from the FT line

Made 25-29 free throws

Made at least 30 free throws

Shot 50% or better from 3

Shot 70 % or better from 3

Made at least 10 3-pointers

Registered at least 50 rebounds

Registered at least 20 assists

Registered at least 15 steals

Registered at least 10 blocks

Registered 10 or fewer turnovers

78, vs. Ball State (11/23/18)

80, vs. Wagner (11/9/18)

96, vs. Niagara (12/22/16)

100, vs. St. Francis (NY) (12/5/92)

38, at Richmond (1/21/18)

49, vs. Columbia (12/11/18)

.538, vs. Columbia (12/11/18)

.612, vs. Richmond (1/11/14)

30, vs. Ball State (11/23/18)

.909 (20-22), vs. Harvard (3/16/18)

28, vs. Iona (12/9/09)

37, vs. Yale (12/7/06)

.667 (6-9), vs. Bucknell (12/17/17)

.750 (12-16), at Iona (12/10/08)

10, at Penn State (12/6/17)

50, vs. Richmond (1/4/15)

20, vs. Iona (12/9/17)

17, vs. Lafayette (12/29/12)

10, vs. St. Bonaventure (1/30/04)

10, vs. Columbia (12/11/18)

## Last time a Fordham player...

Scored 20-24 points

Scored 25-39 points

Scored 30-34 points

Scored 35-39 points

Scored at least 40 points

Made at least 10 field goals

Made at least 15 field goals

Shot at least 90% from the field (min. 10 att.)

Shot at least 80-89% from the field (min. 10 att.)

Shot at least 70-79% from the field (min. 10 att.)

Shot at least 90% from the FT line (min. 10 att.)

Made at least 15 free throws

Shot over 50% from 3-point line (min. 5 att.)

Made at least six 3-pointers

Registered a double-double

Registered a triple-double

Registered 15-19 rebounds

Registered 20-24 rebounds

Registered at least 25 rebounds

Registered at least 10 assists

Registered at least 5 steals

Registered at least 5 blocks

Registered at least 10 blocks

25, Bre Cavanaugh vs. Washington (11/24/18)

27, Bre Cavanaugh vs. Manhattan (12/1/18)

32, Bre Cavanaugh at Drexel (3/18/18)

37, Bre Cavanaugh at Saint Louis (1/31/18)

40, Jeanine Radice vs. Drexel (12/5/87)

10, Bre Cavanaugh vs. Ball State (11/23/18)

17, Cecelia Wanker vs. New York Tech (2/12/82)

.917 (11-12), Tiffany Stokes vs. Albany (11/13/09)

.800 (8-10), G' mrice Davis at Rhode Island (1/1/17)

.750 (10-15), G' mrice Davis vs. Niagara (12/22/16)

.900 (9-10), G' mrice Davis vs. Davidson (1/2/16)

17, Lisa Carrol vs. Yale (12/7/06)

.500 (4-8), Bre Cavanaugh at Pittsburgh (12/5/18)

8, Hannah Missry vs. Delaware State (12/5/15)

27 points &amp; 11 rebounds, Bre Cavanaugh vs. Manhattan (12/1/18)

11 points, 11 assists, and 10 rebounds, Erin Rooney at VCU (1/15/14)

18, G' mrice Davis vs. Saint Joseph's (3/2/18)

21, G' mrice Davis at Davidson (2/10/18)

25, Anne Gregory at Brooklyn (2/13/78)

11, Erin Rooney at VCU (1/15/14)

7, Bre Cavanaugh vs. Rhode Island (2/4/18)

6, Samantha Clark vs. George Mason (1/13/16)

10, Kelly Roche vs. Navy (2/1/92)

## Fordham in the National Rankings (As of 12/20)

Statistic	National Rank	Conference Rank	Value	National Leader	Value	Conference Leader	Value
Assist Turnover Ratio (349 ranked)	25	1	1.21	Oregon	1.21	Fordham	1.21
Assists (349 ranked)	131	3	142	Drake	245	Davidson	171
Assists Per Game (349 ranked)	183	5	12.9	Baylor	23.6	Davidson	15.5
Blocked Shots (348 ranked)	340	14	12	Mississippi St.	80	Rhode Island	59
Blocked Shots Per Game (349 ranked)	342	14	1.1	Mississippi St.	7.3	Rhode Island	5.9
Defensive Rebounds per Game (30 ranked)				Baylor	35		
Fewest Fouls (345 ranked)	71	3	152	Penn	101	George Washington	124
Fewest Turnovers (349 ranked)	10	1	117	Wyoming	89	Fordham	117
Field-Goal Percentage (349 ranked)	228	7	38.6	Baylor	53.4	George Mason	42.0
Field-Goal Percentage Defense (349 ranked)	311	13	43.8	Baylor	30.8	VCU	31.0
Free Throw Attempts (349 ranked)	299	14	133	Arkansas St.	286	George Mason	227
Free Throws Made (349 ranked)	280	13	93	Western Ky.	195	George Mason	148
				St. Bonaventure	148		
Free-Throw Percentage (349 ranked)	131	8	69.9	Oregon	86.3	Davidson	74.6
Offensive Rebounds per Game (29 ranked)				Troy	24		
Personal Fouls Per Game (349 ranked)	19	2	13.8	Colorado St.	11.8	George Washington	12.4
Rebound Margin (349 ranked)	142	3	2.3	Baylor	20.0	George Mason	6.1
Rebounds (349 ranked)	162	8	38.3	CSUN	566	Massachusetts	468
Rebounds Per Game (349 ranked)	288	11	34.82	Troy	51.30	George Mason	42.60
Scoring Defense (349 ranked)	136	6	62.3	Drexel	46.2	VCU	52.7
Scoring Margin (349 ranked)	193	6	0.5	Mississippi St.	37.5	Davidson	8.9
Scoring Offense (349 ranked)	228	7	62.7	Oregon	91.4	Davidson	71.3
Steals (349 ranked)	301	11	56	Morehead St.	153	La Salle	112
Steals Per Game (349 ranked)	334	11	5.1	Savannah St.	16.5	La Salle	10.2
Three Pt FG Defense (348 ranked)	171	6	30.5	Miami (OH)	19.4	VCU	23.1
Three-Point Field Goals Attempted (150 ranked)	30	1	270	FGCU	407	Fordham	270
Three-Point Field Goals Made (349 ranked)	67	2	79	FGCU	144	Davidson	84
Three-Point Field Goals Per Game (349 ranked)	83	2	7.2	FGCU	13.1	Davidson	7.6
Three-Point Field-Goal Percentage (349 ranked)	232	8	29.3	Wyoming	43.3	St. Bonaventure	36.3
Turnover Margin (349 ranked)	89	3	2.64	Kentucky	11.17	Davidson	3.45
Turnovers Forced (349 ranked)	327	13	13.27	Northwestern St.	27.78	Davidson	20.45
Turnovers Per Game (349 ranked)	1	1	10.6	Fordham	10.6	Fordham	10.6
Won-Lost Percentage (343 ranked)	169	4	54.5	12 teams tied	100.0	George Mason	60.0

## Fordham's 2018-19 Atlantic 10 Rankings

INDIVIDUAL	Rank (Avg)	INDIVIDUAL (Cont.)	Rank (Avg)
<b>Scoring</b>		<b>Minutes/Game</b>	
Bre Cavanaugh	2nd (19.1)	Bre Cavanaugh	1st (37.7)
		Lauren Holden	2nd (37.5)
<b>Rebounds/Game</b>			
Mary Goulding	5th (7.2)		
<b>Offensive Rebounds/Game</b>			
Mary Goulding	2nd (3.2)		
<b>Field Goals Made/Game</b>		<b>TEAM</b>	<b>Rank (Avg.)</b>
Bre Cavanaugh	2nd (6.5)	Scoring Offense	7th (62.7)
Mary Goulding	10th (4.6)	Scoring Defense	6th (62.3)
<b>Field Goal Percentage</b>		Field Goal %	8th (.386)
Kendell Heremaia	6th (45.3%)	Field Goal % Defense	13th (.438)
Mary Goulding	7th (44.7%)	3-Point Field Goals/Game	2nd (7.2)
<b>Three-Pointers Made/Game</b>		3-Point Field Goal %	8th (.293)
Bre Cavanaugh	T-2nd (2.3)	3-Point FG % Defense	5th (.305)
<b>Three-Point Percentage</b>		Free Throw %	8th (.699)
Kendell Heremaia	7th (39.0%)	Rebounding Offense	11th (35.0)
<b>Free Throws Made/Game</b>		Rebounding Defense	1st (33.2)
Bre Cavanaugh	5th (3.9)	Rebounding Margin	3rd (+2.3)
<b>Assists/Game</b>		Assists	5th (12.9)
Kendell Heremaia	11th (2.9)	Steals	11th (5.1)
<b>Assist/Turnover Ratio</b>		Blocked Shots	14th (1.1)
Zara Jillings	2nd (3.2)	<b>Turnovers</b>	<b>1st (10.6)</b>
Kaitlyn Downey	5th (2.3)	Offensive Rebounds	3rd (12.5)
Bre Cavanaugh	T-6th (1.8)	Defensive Rebounds	13th (22.3)
		Personal Fouls	2nd (14.2)

## Times In 2018-19 The Rams...

**Led the team in scoring:** Cavanaugh (10), Goulding (1)

**Led the team in rebounding:** Goulding (3), Jillings (3), Cavanaugh (2), Downey (1), Heremaia (1)

**Led the team in assists:** Heremaia (5), Cavanaugh (2), Goulding (2), Holden (1), Jillings (1)

**Led the team in steals:** Cavanaugh (4), Goulding (2), Heremaia (2), Holden (1), Downey (1), Giuliano (1), Jillings (1)

**Led the team in blocks:** Goulding (2), Cavanaugh (1), Jillings (1), Jonassen (1)

**Scored in double figures:** Cavanaugh (10), Goulding (5), Heremaia (4), Downey (2), Holden (2), Jillings (1), Jonassen (1)

**20+ Points:** Cavanaugh (4)

**10+ Rebounds:** Cavanaugh (2), Goulding (2), Downey (1)

**5+ Assists:** Goulding (2), Heremaia (2), Jillings (1)

**Recorded a double-double:** Cavanaugh (2), Goulding (2), Downey (1), Heremaia (1)

## 2018-19 Team Leaders

<b>Scoring</b>		<b>3-Point Field Goals</b>	
Bre Cavanaugh	19.1	Bre Cavanaugh	25
Mary Goulding	10.4	Lauren Holden	17
Kendell Heremaia	9.8	Kendell Heremaia	16
<b>Total Points</b>		<b>3-Point FG %</b>	
Bre Cavanaugh	210	Kendell Heremaia	.390
Kendell Heremaia	108	Mary Goulding	.348
Mary Goulding	104	Bre Cavanaugh	.309
<b>Field Goal %</b>		<b>Free Throw %</b>	
Zara Jillings	.510	Lauren Holden	.889
Kendell Heremaia	.453	Bre Cavanaugh	.768
Mary Goulding	.447	<b>Assists</b>	
<b>Rebounds (per game)</b>		Kendell Heremaia	33
Mary Goulding	7.2	Mary Goulding	25
Bre Cavanaugh	6.0	Bre Cavanaugh	24
Kendell Heremaia	4.5	Zara Jillings	22
<b>Total Rebounds</b>		<b>Steals</b>	
Mary Goulding	72	Bre Cavanaugh	13
Bre Cavanaugh	66	Mary Goulding	10
Kendell Heremaia	50	Kendell Heremaia	8
<b>Offensive Rebounds</b>		Lauren Holden	6
Mary Goulding	32	<b>Blocks</b>	
Megan Jonassen	19	Mary Goulding	4
Kaitlyn Downey	17	Megan Jonassen	3
Zara Jillings	17		



## Rams in the National Rankings (As of 12/20)

Statistic	Player	National Rank	Conference Rank	Value	National Leader	Value	Conference Leader	Value
Assist Turnover Ratio (249 ranked)					Jazzmun Holmes, Mississippi St.	6.89	Katie Turner, Davidson	1.96
Assists (138 ranked)					Shania Johnson, Stony Brook	.99	Bre Hampton-Bey, Massachusetts	.46
Assists Per Game (242 ranked)					Alisia Robertson, New Mexico	8.7	Katie Turner, Davidson	4.1
Blocked Shots (132 ranked)					Channon Fluker, CSUN	.49	Kadri-Ann Lass, Duquesne	.18
Blocked Shots Per Game (232 ranked)					Jaquanna Murray, South Carolina St.	3.86	Kadri-Ann Lass, Duquesne	2.00
Defensive Rebounds per Game (30 ranked)					Regan Magarity, Virginia Tech	.12		
Double Doubles (42 ranked)					Channon Fluker, CSUN	10	Sarah Donovan, Davidson	5
Field Goal Attempts (143 ranked)	Bre Cavanaugh	12	1	190	Roxy Barahman, Yale	233	Bre Cavanaugh, Fordham	190
Field Goals Made (150 ranked)	Bre Cavanaugh	45	1	71	Megan Gustafson, Iowa	104	Nicole Cardano-Hillary, George Mason	71
Field-Goal Percentage (250 ranked)					Megan Gustafson, Iowa	75.4	Nicole Jorgensen, Rhode Island	46.5
Final Points (200 ranked)	Bre Cavanaugh	31	2	210	Morgan Bertsch, UC Davis	280	Nicole Cardano-Hillary, George Mason	211
Free Throw Attempts (140 ranked)	Bre Cavanaugh	61	2	56	Cierra Dillard, Buffalo	93	Nicole Cardano-Hillary, George Mason	77
Free Throws Made (145 ranked)	Bre Cavanaugh	47	3	43	Cierra Dillard, Buffalo	78	Nicole Cardano-Hillary, George Mason	58
Free-Throw Percentage (247 ranked)	Bre Cavanaugh	185	10	76.8	Toshua Leavitt, Texas St.	100.0	Alyssa Monaghan, Saint Joseph's	89.4
Minutes Played (150 ranked)	Bre Cavanaugh	18	1	415:24	Kyara Frames, Albany (NY)	469:09	Bre Cavanaugh, Fordham	415:24
Minutes Played Per Game (150 ranked)	Bre Cavanaugh	11	1	37.76	Danielle Sanderlin, Canisius	42.09	Bre Cavanaugh, Fordham	37.76
Offensive Rebounds per Game (28 ranked)					Kennedy Nicholas, Sacramento St.	6	Sarah Donovan, Davidson	4
Points Per Game (249 ranked)	Bre Cavanaugh	44	2	19.1	Cierra Dillard, Buffalo	25.8	Nicole Cardano-Hillary, George Mason	21.1
Rebounds (150 ranked)					Channon Fluker, CSUN	155	Sarah Donovan, Davidson	100
Rebounds Per Game (248 ranked)	Mary Goulding	207	5	7.2	Regan Magarity, Virginia Tech	14.0	Sarah Donovan, Davidson	9.1
Steals (119 ranked)					Erica Haynes-Overton, ETSU	63	David Dale, Rhode Island	27
Steals Per Game (250 ranked)					Chastadie Barrs, Lamar University	5.00	David Dale, Rhode Island	2.70
Three-Point Field Goals Attempted (142 ranked)	Bre Cavanaugh	46	1	81	Gabrielle Rush, Princeton	116	Bre Cavanaugh, Fordham	81
	Lauren Holden	125	8	65			Hailey Leidel, Massachusetts	81
Three-Point Field Goals Made (149 ranked)	Bre Cavanaugh	94	2	25	Taylor Robertson, Oklahoma	46	Kianna Speight, Davidson	32
Three-Point Field Goals Per Game (249 ranked)	Bre Cavanaugh	151	3	2.27	Taylor Robertson, Oklahoma	4.60	Kianna Speight, Davidson	2.91
Three-Point Field-Goal Percentage (240 ranked)	Bre Cavanaugh	221	8	30.9	Shalexus Aaron, Southern California	60.0	Kianna Speight, Davidson	41.6
Triple Doubles (3 ranked)					Sabrina Ionescu, Oregon	2		
					Ashley Bolston, Portland St.	2		

<u>Record by Starting Lineup</u>		<u>Game-by-Game Starters</u>		
Starters	Record	Opponent	Starters	Result
Cavanaugh, Holden, Heremaia, Downey, Goulding	5-4	Wagner	Cavanaugh, Holden, Heremaia, Downey, Goulding	W, 80-59
Cavanaugh, Holden, Heremaia, Jillings, Goulding	1-0	at Northeastern	Cavanaugh, Holden, Heremaia, Downey, Goulding	L, 54-58
Cavanaugh, Holden, Heremaia, Jillings, Downey	0-2	Penn State	Cavanaugh, Holden, Heremaia, Downey, Goulding	L, 55-72
		Charlotte	Cavanaugh, Holden, Heremaia, Downey, Goulding	W, 71-64
		vs. Ball State	Cavanaugh, Holden, Heremaia, Downey, Goulding	W, 78-70
		vs. Washington	Cavanaugh, Holden, Heremaia, Downey, Goulding	W, 65-57
		vs. #10/9 Texas	Cavanaugh, Holden, Heremaia, Downey, Goulding	L, 54-72
		at Georgetown	Cavanaugh, Holden, Heremaia, Jillings, Downey	L, 38-58
		Manhattan	Cavanaugh, Holden, Heremaia, Jillings, Goulding	W, 65-61
		at Pittsburgh	Cavanaugh, Holden, Heremaia, Jillings, Goulding	L, 62-65
		Columbia	Cavanaugh, Holden, Heremaia, Downey, Goulding	W, 68-49

**Bre's Career Night**

Bre Cavanaugh set a Fordham freshman record last year in double overtime at Saint Louis, dropping 37 points on 12-of-30 shooting, 5-of-8 from three-point range, and hitting all eight of her free throw attempts, all over 48 of 50 possible minutes. The 37 points ended up being a season-high among all Atlantic 10 players. Cavanaugh became just the third freshman to ever tally multiple 30-point games, along with Fordham Hall of Famers Anne Gregory O'Connell, Sharon Nast, and Jeanine Radice. In fact, only six players have ever had multiple 30-point performances in a single campaign. Both Cavanaugh's 12 field goals and five triples were both season-highs as were her 30 attempts, the latter also leading the conference last year. The Allamuchy, N.J. native scored the final eight points for Fordham in regulation, including clutch free throws with 10 seconds left to tie the game up, and eight more points in overtime.

**Career Milestone Watch**

- Bre Cavanaugh is 12 points away from 800
- Bre Cavanaugh is eight three-pointers away from 100
- Bre Cavanaugh is 12 free throws away from 200
- Bre Cavanaugh is 16 assists away from 100
- Bre Cavanaugh is five starts and games played away from 50
- Mary Goulding is seven starts away from 50
- Mary Goulding is 33 field goals away from 200
- Mary Goulding is 30 rebounds away from 350
- Kendell Heremaia is 37 assists away from 100
- Kendell Heremaia is 13 three-pointers away from 50
- Lauren Holden is 77 points away from 1,000
- Lauren Holden is 28 three-pointers away from 200
- Lauren Holden is one appearance away from 110
- Lauren Holden is six starts away from 100
- Lauren Holden is eight minutes away from 3,600
- Lauren Holden is 28 assists away from 250
- Zara Jillings is 26 assists away from 100

**Three Sign Their NLI's**

Coach Gaitley and the women's basketball program announced its three-player recruiting class of 2019: guard Anna DeWolfe, guard Sarah Karpell, and forward Eden Johnson.

"We are extremely excited about our 2019 class" Gaitley said, "We feel that these are three quality student-athletes both on and off the court. We anticipate all three having an early impact on our program and being important pieces in contributing to our winning tradition."

DeWolfe is a 5'8 guard from Cumberland, Maine who earned four letters at Greely High School under head coach Todd Flaherty. A four-year team captain, DeWolfe has enjoyed a decorated high school career as a four-time member of the All-Western Maine First Team and All-State team, plus being named the Portland Press Herald's Player of the Year as a junior, a Gatorade State Player of the Year nominee her last three seasons, and a Miss Maine Basketball nominee as a junior and senior. DeWolfe is also a four-time Bangor Daily News MVP and helped Greely win the 2017-18 state championship. She wrapped up her junior campaign as her school's overall leading point scorer. She played club ball with the Maine Firecrackers, winning national championships as a freshman and sophomore. She is also a four-year letterwinner on the Greely soccer team, helping her team to a state title her freshman year.

"Anna caught my eye her freshman year. She stood out as a player and as a leader. She has incredible court vision as well as the ability to read defenses. We anticipate her having an exciting career at Fordham."

Johnson is a 6'2 forward from Ann Arbor, Mich. She is a four-year letterwinner at Huron High School under head coach Waleed Samaha. Johnson has continued to improve each of her three previous seasons, starting as a Second Team All-Conference selection and SEC Rookie of the Year as a freshman. She was named a member of the First Teams for All-Conference, All-District, and All-Regional as a sophomore as well as Second Team All-State and Most Improve Player. As a junior, she earned First Team All-State distinction, SEC MVP, and was named to the Michigan Dream Team. Johnson played her club ball with Michigan's Finest, helping her team to a Slam

Jam championship and the AYBT National Championship as a freshman, titles at the Saline Hornet Classic and Tecumseh Invitational as a sophomore, the USF team championship as a junior, and three more championships as a senior: the Louisville Classic, Toledo Open, and Run for the Rose tournament.

"Eden is an extremely versatile forward. She can step out and hit the three and create mismatches in the post. She is an incredible athlete who can play multiple positions."

Karpell is a 5'7 guard from Holmdel, N.J. She earned four varsity letters at St. John Vianney High School under head coach Dawn Karpell. A two-time team captain, Karpell and the Lancers won the Tournament of Champions state championship during her freshman season as well as the Shoe Conference championship, finishing the year as a member of the NJ.com All-Freshman team, an accomplishment she matched the following year. During her previous three seasons, Karpell has helped the Lancers to a 79-9 overall record. She averaged 9.5 points, 4.3 assists, and 2.9 steals per contest as a junior and earned Third Team All-State and All-County honors as well as Second Team All-Division. Karpell plays her club ball with Jersey Shore Elite, being named to the USJN Junior Nationals All-Tournament squad with averages of 12.8 points, 6 assists, and 3.5 steals per game. Off the court, she is a member of the National Honor Society and a recipient of the Gold and White award.

"Sarah comes from a winning tradition at St. John Vianney. She plays for her mom, who was a great player. They are a top team in New Jersey and Sarah is a flat-out competitor and winner. She can knock down the three and is an outstanding defender. She will strengthen our backcourt and bring a winning attitude."



# Stephanie V. Gaitley

**Head Coach  
Villanova '82**

**Eighth Season at Fordham (150-91)**

**Overall Record: 614-361 (33rd Year)**



When Stephanie Gaitley inherited the Fordham women's basketball program in 2011, the Rams had gone nearly two decades without a winning record and were just three years removed from a 0-29 campaign.

In just three seasons at the helm, Coach Gaitley transformed Fordham from a perennial doormat into a budding national power, with a 26-win season in 2012-13 followed by a 25-8 record and Fordham's first-ever Atlantic 10 Women's Basketball Championship. From 2012-2015, Gaitley's Rams compiled three straight 20-win seasons and the 2016-18 campaigns brought numbers four and five. Before Gaitley arrived in the Bronx, the program had only ever had five 20-win seasons over 41 seasons.

Gaitley became the program's all-time winningest head coach in February 2017, passing Kathy Mosolino with her 116th career victory in the Bronx, and finishing the year with 120 total during her tenure at Rose Hill. 24 more victories in 2017-18 extended her record to 144 victories in maroon and white, a season which culminated in her second Maggie Dixon Metropolitan Coach of the Year award, as presented by the Met Basketball Writers Association.

The winner of 613 career games and the second-winningest coach in Atlantic 10 history and most among active coaches, Gaitley has led a team to the NCAA Tournament on eight occasions, has appeared in the postseason 16 times, has compiled 17 20-win seasons, and has won five conference titles over her 33 years as a head coach.

After a 12-18 record in her first season at Fordham, Gaitley entered her second campaign with a few key additions. With Marah Strickland and Erin Rooney finally ready to play and star recruit Samantha Clark in maroon and white, Gaitley had all the pieces she would need to put together a historic campaign.

Gaitley's Fordham squad put up the best record the program had seen in over 30 years, finishing the season 26-9 and falling in the Atlantic 10 title game by just one point to Saint Joseph's. Earning Fordham's first berth in the WNIT, the Rams advanced to the Round of 16 with wins over Army and Boston University, picking up the school's first postseason victories since 1980 in the process.

Playing her signature style of smart, yet aggressive defense, the 2012-13 Rams finished the season ranked first in the Atlantic 10 and 16th in the nation in scoring defense, and also finished the year ranked 15th in the country in free throw percentage. Following the season, Gaitley earned her first Met honor.



***In just five seasons, Gaitley has brought Fordham to two Atlantic 10 title games, winning it all in 2014, and three consecutive postseason appearances from 2012-15***

With the success of the previous year still fresh in her team's mind, the 2013-14 Rams put together the most memorable season of Fordham women's basketball in over three decades, winning the program's first-ever Atlantic 10 Championship and securing an NCAA Tournament berth for the first time since 1994. In claiming the title, Gaitley guided the Rams to wins over three teams against whom they had gone 0-4 during the regular season.

In addition to advancing to the NCAA Tournament, Gaitley's squad also accomplished a number of feats during the regular season, including a school-record 12-game winning streak, a school-record 11 nonconference wins and the program's first-ever Thanksgiving tournament victory at the Lady Rebel Round-Up played at UNLV.

The 2014-15 season saw the Rams win at least 21 games for the third straight season (the first time since 1977-1980 that a Ram team has won 20 or more games three years in a row) earn their third consecutive postseason appearance (as they made the second round of the WNIT before falling at St. John's), and finish fourth in the Atlantic 10 standings to earn the #4 seed in the conference tournament (where they lost to top seed and nationally-ranked George Washington in the semifinals). Gaitley also became the second-winningest coach in program history with 84 wins. The Rams led the conference in scoring defense (55.5), which was good enough for 18th nationally, and three-point field goal percentage defense (.274), which ranked 15th in the nation.

The 2016-17 campaign culminated in a 22-12 season and a third postseason WNIT berth and prominently featured the rise and development of junior forward G'mrice Davis to a First Team All-Conference and All-Defense selection. Gaitley became the program's all-time leader in wins, finishing the year with 120, and the Rams picked up yet another postseason victory, coming from behind to defeat Georgetown on the road before falling at Penn State. To start the year, the Rams defeated Furman at home in the first round of the preseason WNIT and were paired with then-ranked #1 Notre Dame on the road. After holding the Fighting Irish to one of their lowest scoring outputs of the year despite the loss, the Rams defeated Little Rock several days later to round out their stint in the tournament.



Unsurprisingly, the Rams' Gaitley-inspired defense finished top-20 in the nation yet again, at 19th with 56.2 points allowed per contest. Part of their success was limiting opponents to just 27.7% from behind the three-point arc, ranked 14th in the country. Davis, meanwhile, finished second in all of Division I in every rebounding statistics and third with 24 double-doubles, becoming just the second player other than Fordham Hall of Famer Anne Gregory O'Connell to average double-figure boards per game.

Those numbers continued to rise in 2017-18 as Fordham went 24-10, the fifth-most wins in school history, and matched the program record for longest postseason run, defeating Harvard and Drexel to reach the Sweet Sixteen of the WNIT. Davis became the program's first-ever All-American by upping her averages to 16.5 points and 13.4 rebounds, earning First Team All-Conference honors, while redshirt freshman Bre Cavanaugh set nearly every Fordham rookie record if not for Gregory O'Connell's historic 1976-77 season. Cavanaugh earned Second Team distinction and was named MBWA Rookie of the Year. Gaitley's Rams allowed just 56.1 points per game to opponents, ranked 15th in the country.

Gaitley, who led Monmouth University to 23 wins and a WNIT appearance in 2011, was named head coach at Fordham University on April 1, 2011 and set out to begin a new chapter in the Rams' women's basketball program, a chapter marked by hard work, an international flavor, a stifling defense and an emphasis on family values.

Gaitley arrived at Rose Hill with extensive experience as a head coach, guiding teams at Monmouth, Long Island University, Saint Joseph's University and the University of Richmond over a 25-year span. She compiled a 464-270 career record (.630 winning percentage) over that time, including 12 20-win seasons.

Gaitley coached three players who earned conference Player of the Year accolades including Long Island's Valerie Nainima (now part of her staff at Fordham), who was the first player in Northeast Conference history to win the league's Rookie and Player of the Year honors in the same season when she accomplished the feat in 2007. The other two are Jana Lichnerova and Susan Moran, the 2000 and 2002 Atlantic 10 Player of the Year at Saint Joseph's, respectively. Both Lichnerova and Moran were also named Atlantic 10 Student-Athletes of the Year for women's basketball.

Nainima, a member of the Fiji women's national basketball team, Lichnerova, who played for the Slovakia Olympic Team at the 2000 Games, and Moran, one of the top women's basketball players from Ireland, are a good example of Gaitley's international roots that have served her so well in her career. Gaitley has had three of her former international players either drafted or in camp with WNBA teams, and has conducted SVG camps all over the world for the past 20 years.

Gaitley also has experience with the United States national team, serving as an assistant in 2000 at the Jones Cup and helping the team to the gold medal. She also served as head coach of the West Team at the 1995 U.S. Olympic Festival, winning a silver medal.

An underlying theme for Gaitley-coached teams has been an unyielding defense, as evidenced by her Blackbirds squad that led the Northeast Conference in scoring defense from 2006-08, including holding the opposition to 54.8 points per game in 2007-08. In fact, from 1989-2000, Coach Gaitley's teams ranked in the top-10 in the nation in scoring defense nine times. In 2012-13 and 2013-14, her Rams finished 16th and 12th, respectively in the nation in that category, and most recently 15th a year ago with the 2017-18 squad.

One of the most apparent attributes about Coach Gaitley is her likeable demeanor strongly influenced by family values. Gaitley has an outgoing personality that is contagious throughout her program. She has maintained a longstanding, successful career based around her attitude and ability to convey her beliefs as a coach and as a mentor to her players.

In 2010-11, Gaitley led Monmouth to a 23-10 overall record, 13-5 in the Northeast Conference, and helped the Hawks tie the school record for wins in a season and advance to the title game of the NEC Championship. Following the championship game loss, Monmouth received its first ever WNIT bid and its first postseason appearance since making the 1983 NCAA Tournament.

Gaitley spent three seasons at Monmouth, recording a winning slate each year. She accomplished this with her trademark tough defense, allowing fewer than 60 points per game each year, including an NEC-best 55.7 in 2010-11.

Gaitley's Monmouth teams also were successful in the classroom, with the 2009-10 squad honored by the Women's Basketball Coaches Association (WBCA) as one of the top academic squads in the nation. The Hawks ranked 15th in the country with a 3.4 team GPA in the WBCA's annual Academic Top 25 Team Honor Roll, which is based on the highest grade point averages (GPA) for the entire season.

Prior to her three years at Monmouth, Gaitley served as the head coach



*Gaitley was honored with the "Iron Major" Award as Fordham's Coach of the Year in 2013 & 2014 and is a two-time Maggie Dixon Metropolitan Coach of the Year.*

at Long Island University for six seasons, accumulating a 95-82 record at the helm of the program. She left the Brooklyn school as the winningest coach in LIU women's basketball history. In her final season at the school, 2007-08, she guided the Blackbirds to a school-record 24 wins and the top seed in the Northeast Conference Tournament. In her time in Brooklyn, she led LIU to a pair of 20-win seasons, the first NEC Regular Season title and first WNIT bid in program history and was named the 2006-07 NEC Coach of the Year.

Prior to her stint with Long Island, Gaitley was the head coach at Saint Joseph's in Philadelphia, Pa. for ten seasons (1992-01). She led the Hawks to five 20-win seasons and two Atlantic 10 Championships in her time there while earning five NCAA Tournament bids, including three at-large berths. Her teams advanced to the second round of the NCAA Tournament three times and she earned both a preseason and postseason WNIT bid. She finished her time in Philly with a 196-88 mark and 109-39 in conference play.

In 1992-93, Gaitley's second season with Saint Joseph's, she went 21-8, which kick-started a run of qualifying for the NCAA Tournament in three of the next four years. Gaitley's teams in 1993-94 and 1994-95 went a combined 39-18 at Saint Joseph's. Her teams qualified for the NCAA Tournament in each season, and her 1999-2000 team went 25-6 and won the Atlantic 10 Conference Championship.

Gaitley got her start as a head coach at the University of Richmond from 1985-1991 where she compiled a 116-63 record, the most wins for any Richmond women's basketball coach, while winning 20 or more games in a season four times. During her last two seasons with the Spiders, she went a combined 51-10

*Below: Gaitley after the Rams' basketball clinic in Barcelona with many of the participants.*





and won the Colonial Athletic Association Championship each season while advancing to the NCAA Tournament in both years. Gaitley was named the CAA Coach of the Year in 1989-90 and also led the Spiders to a WNIT bid.

A native of Ocean City, N.J., Gaitley graduated from Villanova in 1982 with a Bachelor of Science degree in education and was an academic All-American that season. She was named to the Eastman Kodak All-America Team in 1981-82 and is currently sixth on the Villanova all-time rebounding list. She also received a Master of Science degree in secondary education at Villanova in 1983. The school inducted her into its Hall of Fame in 1993, three years after she was enshrined into the Philadelphia Big Five Hall of Fame.

Gaitley and her two sisters, Courtney and Coco, hold a piece of NCAA history. During the 1981-82 season, Stephanie and Courtney, while playing for Villanova, played against Coco, who played for FDU, marking the first time in NCAA history that three sisters competed in the same game.

Gaitley learned early on in her basketball career about success, as she was a member of the Ocean City High School girl's basketball team that went 100-0 in league play from 1974-78 under head coach Pat Dougherty. She is a member of the South Jersey and Ocean City High School Halls of Fame.

Gaitley and her husband, Frank, have three sons: Dutch, an assistant coach with the Charlotte Hornets, D.C., a four-year member of the men's basketball program and current intern with the Miami Heat, and Jordan "Coop" Gaitley, a sophomore at the University of Richmond and member of the Spiders' basketball program.



Gaitley reached 500 career wins in the semifinals of the 2013 Atlantic 10 Championship and three years ago became one of seven coaches to bring three different schools to the NCAA Tournament.

## GAITLEY COACHING RECORD

Year	School	Record	Postseason
1985-86	Richmond	7-21	
1986-87	Richmond	13-15	
1987-88	Richmond	21-8	
1988-89	Richmond	24-9	WNIT
1989-90	Richmond&#	25-5	NCAA
1990-91	Richmond&	26-5	NCAA
1991-92	Saint Joseph's	17-12	
1992-93	Saint Joseph's	21-8	
1993-94	Saint Joseph's	19-9	NCAA
1994-95	Saint Joseph's	20-9	NCAA
1995-96	Saint Joseph's	16-12	
1996-97	Saint Joseph's@	26-5	NCAA
1997-98	Saint Joseph's	19-12	WNIT
1998-99	Saint Joseph's@	23-8	NCAA
1999-00	Saint Joseph's	25-6	NCAA
2000-01	Saint Joseph's	10-7	
2002-03	Long Island U.	15-15	
2003-04	Long Island U.	11-17	
2004-05	Long Island U.	9-18	
2005-06	Long Island U.	14-15	
2006-07	Long Island U.^	22-9	WNIT
2007-08	Long Island U.	24-8	
2008-09	Monmouth	18-13	
2009-10	Monmouth	16-14	
2010-11	Monmouth	23-10	WNIT
2011-12	Fordham	12-18	
2012-13	Fordham%	26-9	WNIT
2013-14	Fordham@	25-8	NCAA
2014-15	Fordham	21-12	WNIT
2015-16	Fordham	14-17	
2016-17	Fordham	22-12	WNIT
2017-18	Fordham%	24-10	WNIT
2018-19	Fordham	6-5	
<b>TOTAL</b>		<b>614-361</b>	

& - Colonial Athletic Association Champions

# - Colonial Athletic Association Coach of the Year

@ - Atlantic 10 Champions

^ - NEC Coach of the Year

% - Metropolitan Writers Coach of the Year

## GAITLEY'S RECORD BY SCHOOL

Richmond - 116-63 (.648)

Saint Joseph's - 196-88 (.690)

LIU Brooklyn - 95-82 (.537)

Monmouth - 57-37 (.606)

Fordham - 150-91 (.622)

## GAITLEY QUICK HITS

- .630 Winning Percentage

- 614 Coaching Wins

- 17 20-Win Seasons

- 8 NCAA Appearances

- 8 WNIT Appearances

- 5 Conference Titles



Gaitley with her three sons (from left to right: Coop, D.C., and Dutch) and her husband, Frank.



# Zara Jillings

Sophomore

Guard - 5-9

Auckland, New Zealand

Westlake Girls



## 2018-19 Game-By-Game Statistics

Opponent	Date	gs	min	Total		3-Pointers		Free throws		Rebounds				pf	a	t/o	blk	stl	pts	avg
				fg-fga	pct	3fg-fga	pct	ft-fa	pct	off	def	tot	avg							
WAGNER	11/09/18	12		1-2	.500	1-1	1.000	1-2	.500	1	0	1	1.0	2	2	0	0	0	4	4.0
at Northeastern	11/11/18	8		1-4	.250	0-2	.000	0-0	.000	1	0	1	1.0	0	0	1	0	0	2	3.0
PENN ST.	11/14/18	13		1-2	.500	0-0	.000	0-0	.000	1	3	4	2.0	1	1	0	1	0	2	2.7
CHARLOTTE	11/18/18	23		3-6	.500	1-3	.333	0-0	.000	1	1	2	2.0	0	2	0	0	0	7	3.8
vs Ball State	11/23/18	28		5-8	.625	1-2	.500	1-2	.500	4	4	8	3.2	1	5	1	0	2	12	5.4
vs Washington	11/24/18	28		3-4	.750	0-1	.000	0-0	.000	1	0	1	2.8	4	3	1	0	1	6	5.5
vs Texas	11/25/18	15		1-4	.250	0-3	.000	0-0	.000	0	0	0	2.4	2	1	1	0	0	2	5.0
at Georgetown	11/29/18 *	40		3-7	.429	1-4	.250	1-2	.500	4	4	8	3.1	3	3	1	0	1	8	5.4
MANHATTAN	12/01/18 *	28		3-4	.750	0-0	.000	0-0	.000	0	0	0	2.8	2	1	0	0	0	6	5.4
at Pitt	12/5/18 *	12		1-3	.333	0-1	.000	0-0	.000	1	1	2	2.7	1	1	1	0	0	2	5.1
COLUMBIA	12/11/18	22		3-5	.600	0-1	.000	0-2	.000	3	5	8	3.2	1	3	0	0	0	6	5.2
Totals		3	229	25-49	.510	4-18	.222	3-8	.375	17	18	35	3.2	17	22	6	1	4	57	5.2

Games played: 11  
Minutes/game: 20.8  
Points/game: 5.2  
FG Pct: 51.0  
3FG Pct: 22.2  
FT Pct: 37.5

Rebounds/game: 3.2  
Assists/game: 2.0  
Turnovers/game: 0.5  
Assist/turnover ratio: 3.7  
Steals/game: 0.4  
Blocks/game: 0.1

## Jillings Season/Career Highs

### Points

Season: 12, vs. Ball State, 11/23/18

Career: 12, vs. Ball State, 11/23/18

A-10: 9, vs. George Washington, 12/31/17

### Rebounds

Season: 8, 3x, last vs. Columbia, 12/11/18

Career: 11, vs. Iona, 12/9/17

A-10: 7, vs. George Washington, 12/31/17

### Assists

Season: 5, vs. Ball State, 11/23/18

Career: 8, vs. Davidson, 1/10/18

A-10: 8, vs. Davidson, 1/10/18

### Steals

Season: 2, vs. Ball State, 11/23/18

Career: 2, vs. Ball State, 11/23/18

A-10: 1, 4x, last at RV/NR Dayton, 2/18/18

### Blocks

Season: 1, vs. Penn State, 11/14/18

Career: 1, 8x, last vs. Penn State, 11/14/18

A-10: 1, 2x, last at Richmond, 1/21/18

### Field Goals Made

Season: 5, vs. Ball State, 11/23/18

Career: 5, vs. Ball State, 11/23/18

A-10: 4, vs. George Washington, 12/31/17

### Field Goals Attempted

Season: 8, vs. Ball State, 11/23/18

Career: 8, vs. Ball State, 11/23/18

A-10: 7, vs. George Washington, 12/31/17

### 3-Point Field Goals Made

Season: 1, 4x, last at Georgetown, 11/29/18

Career: 1, 11x, last at Georgetown, 11/29/18

A-10: 1, 5x, last at VCU, 1/14/18

### 3-Point Field Goals Attempted

Season: 4, at Georgetown, 11/29/18

Career: 4, at Georgetown, 11/29/18

A-10: 3, at VCU, 1/14/18

### Free Throws Made

Season: 1, 3x, last at Georgetown, 11/29/18

Career: 2, 4x, last at Saint Louis, 1/31/18

A-10: 2, 2x, last at Saint Louis, 1/31/18

### Free Throws Attempted

Season: 2, 4x, last vs. Columbia, 12/11/18

Career: 4, 3x, last at Saint Louis, 1/31/18

A-10: 4, at Saint Louis, 1/31/18

### Minutes

Season: 40, at Georgetown, 11/29/18

Career: 40, 2x, last at Georgetown, 11/29/18

A-10: 40, at Saint Louis, 1/31/18

## Career Statistics

			Total		3-Point		F-Throws		Rebounds										Scoring	
Season	gp-gs	min/avg	fg-fga	pct	fg-fga	pct	ft-fa	pct	off	def	tot	avg	pf	fo	ast	to	blk	stl	pts	avg
2017-18	34-6	652/19.2	25-65	.385	7-27	.259	10-18	.556	32	48	80	2.4	48	1	52	37	7	9	67	2.0
2018-19	11-3	229/20.8	25-49	.510	4-18	.222	3-8	.375	17	18	35	3.2	17	0	22	6	1	4	57	5.2
TOTAL	45-9	881/19.6	50-114	.439	11-45	.244	13-26	.500	49	66	115	2.6	65	1	74	43	8	13	124	2.8



# Alexa Giuliano

Graduate Student  
Guard - 5-8  
Hackettstown, N.J.  
Morris Catholic (Columbia)



## 2018-19 Game-By-Game Statistics

Opponent	Date	gs	min	Total		3-Pointers		Free throws		Rebounds				pf	a	t/o	blk	stl	pts	avg
				fg-fga	pct	3fg-fga	pct	ft-fa	pct	off	def	tot	avg							
WAGNER	11/09/18	dnp		-	-	-	-	-	-	-	-	-	-	-	-	-	-	-	-	-
at Northeastern	11/11/18	11		0-5	.000	0-4	.000	0-0	.000	0	0	0	0.0	1	0	1	0	2	0	0.0
PENN ST.	11/14/18	6		1-3	.333	1-3	.333	0-0	.000	1	1	2	1.0	0	0	0	0	1	3	1.5
CHARLOTTE	11/18/18	2		0-0	.000	0-0	.000	0-0	.000	1	0	1	1.0	0	0	2	0	0	0	1.0
vs Ball State	11/23/18	10		0-3	.000	0-2	.000	0-0	.000	2	1	3	1.5	1	0	0	0	0	0	0.8
vs Washington	11/24/18	4		1-1	1.000	0-0	.000	0-0	.000	1	0	1	1.4	0	0	0	0	1	2	1.0
vs Texas	11/25/18	5		0-1	.000	0-1	.000	0-0	.000	0	0	0	1.2	0	0	1	0	0	0	0.8
at Georgetown	11/29/18	5		0-0	.000	0-0	.000	0-0	.000	0	0	0	1.0	1	0	0	0	0	0	0.7
MANHATTAN	12/01/18	dnp		-	-	-	-	-	-	-	-	-	-	-	-	-	-	-	-	-
at Pitt	12/5/18	3		1-2	.500	1-2	.500	0-0	.000	1	1	2	1.1	0	0	0	0	0	3	1.0
COLUMBIA	12/11/18	3		0-0	.000	0-0	.000	0-0	.000	0	0	0	1.0	0	0	0	0	0	0	0.9
Totals		0	49	3-15	.200	2-12	.167	0-0	.000	6	3	9	1.0	3	0	4	0	4	8	0.9

Games played: 9  
Minutes/game: 5.4  
Points/game: 0.9  
FG Pct: 20.0  
3FG Pct: 16.7

Rebounds/game: 1.0  
Turnovers/game: 0.4  
Steals/game: 0.4

## Giuliano Season/Career Highs

### Points

Season: 3, 2x, last at Pittsburgh, 12/5/18

A-10: N/A

### Rebounds

Season: 3, vs. Ball State, 11/23/18

A-10: N/A

### Assists

Season: N/A

A-10: N/A

### Steals

Season: 2, at Northeastern, 11/11/18

A-10: N/A

### Blocks

Season: N/A

A-10: N/A

### Field Goals Made

Season: 1, 3x, last at Pittsburgh, 12/5/18

A-10: N/A

### Field Goals Attempted

Season: 5, at Northeastern, 11/11/18

A-10: N/A

### 3-Point Field Goals Made

Season: 1, 2x, last at Pittsburgh, 12/5/18

A-10: N/A

### 3-Point Field Goals Attempted

Season: 4, at Northeastern, 11/11/18

A-10: N/A

### Free Throws Made

Season: N/A

A-10: N/A

### Free Throws Attempted

Season: N/A

A-10: N/A

### Minutes

Season: 11, at Northeastern, 11/11/18

A-10: N/A



# Lauren Holden

Senior

Guard - 5-5

Cape May, N.J.

Lower Cape May Regional



## 2018-19 Game-By-Game Statistics

Opponent	Date	qs	min	Total		3-Pointers		Free throws		Rebounds				pts	avg
				fg-fga	pct	3fg-fga	pct	ft-fa	pct	off	def	tot	avg		
WAGNER	11/09/18	*	35	2-6	.333	1-3	.333	4-4	1.000	2	0	2	2.0	9	9.0
at Northeastern	11/11/18	*	35	2-6	.333	1-4	.250	0-0	.000	0	1	1	1.5	5	7.0
PENN ST.	11/14/18	*	40	1-8	.125	1-5	.200	0-0	.000	0	1	1	1.3	3	5.7
CHARLOTTE	11/18/18	*	36	2-7	.286	0-4	.000	3-4	.750	0	3	3	1.8	7	6.0
vs Ball State	11/23/18	*	39	3-12	.250	2-9	.222	6-6	1.000	0	3	3	2.0	14	7.6
vs Washington	11/24/18	*	38	3-12	.250	2-7	.286	1-2	.500	2	2	4	2.3	9	7.8
vs Texas	11/25/18	*	36	1-5	.200	1-4	.250	0-0	.000	0	1	1	2.1	3	7.1
at Georgetown	11/29/18	*	35	3-13	.231	2-8	.250	0-0	.000	0	0	0	1.9	8	7.3
MANHATTAN	12/01/18	*	40	2-7	.286	2-5	.400	2-2	1.000	0	3	3	2.0	8	7.3
at Pitt	12/5/18	*	39	3-13	.231	3-11	.273	0-0	.000	0	1	1	1.9	9	7.5
COLUMBIA	12/11/18	*	38	5-9	.556	2-5	.400	0-0	.000	1	1	2	1.9	12	7.9
Totals			11	411	27-98	276	17-65	262	16-18	.889	5	16	21	87	7.9

Games played: 11  
Minutes/game: 37.4  
Points/game: 7.9  
FG Pct: 27.6  
3FG Pct: 26.2  
FT Pct: 88.9

Rebounds/game: 1.9  
Assists/game: 1.9  
Turnovers/game: 2.1  
Assist/turnover ratio: 0.9  
Steals/game: 0.5

## Holden Season/Career Highs

### Points

Season: 14, vs. Ball State, 11/23/18

Career: 18, vs. Albany, 11/22/16

A-10: 17, 4x, last at Saint Louis, 1/31/18

### Rebounds

Season: 4, vs. Washington, 11/24/18

Career: 7, at Duquesne, 2/21/18

A-10: 7, at Duquesne, 2/21/18

### Assists

Season: 3, 4x, last at Pittsburgh, 12/5/18

Career: 7, vs. Massachusetts, 3/3/16 #

A-10: 7, vs. Massachusetts, 3/3/16 #

### Steals

Season: 3, vs. Wagner, 11/9/18

Career: 3, vs. Wagner, 11/9/18

A-10: 2, 4x, last at Massachusetts, 1/3/18

### Blocks

Season: N/A

Career: N/A

A-10: N/A

### Field Goals Made

Season: 5, vs. Columbia, 12/11/18

Career: 7, 2x, last at Saint Louis, 1/31/18

A-10: 7, 2x, last at Saint Louis, 1/31/18

### Field Goals Attempted

Season: 13, 2x, last at Pittsburgh, 12/5/18

Career: 18, at Penn State, 12/6/17

A-10: 17, at St. Bonaventure, 1/15/17

### 3-Point Field Goals Made

Season: 3, at Pittsburgh, 12/5/18

Career: 5, 2x, last at Davidson, 2/10/18

A-10: 5, 2x, last at Davidson, 2/10/18

### 3-Point Field Goals Attempted

Season: 11, at Pittsburgh, 12/5/18

Career: 15, at Penn State, 12/6/17

A-10: 11, at Davidson, 1/20/16

### Free Throws Made

Season: 6, vs. Ball State, 11/23/18

Career: 6, 4x, last vs. Ball State, 11/23/18

A-10: 6, vs. Davidson, 2/26/17 #

### Free Throws Attempted

Season: 6, vs. Ball State, 11/23/18

Career: 6, 6x, last vs. Ball State, 11/23/18

A-10: 6, 3x, last at Duquesne, 2/21/18

### Minutes

Season: 40, 2x, last vs. Manhattan, 12/1/18

Career: 50, 2x, last at Saint Louis, 1/31/18

A-10: 50, at Saint Louis, 1/31/18

# - A-10 Championship Contest

## Career Statistics

Season	gp-gs	min/avg	Total		3-Point		F-Throws		Rebounds				Scoring					
			fg-fga	pct	fg-fga	pct	ft-fa	pct	off	def	tot	avg	pts	pts	avg	pts	pts	avg
2015-16	31-16	765/24.7	67-198	.338	35-100	.350	25-31	.806	13	50	63	2.0	194	6.3				
2016-17	33-33	1083/32.8	91-271	.336	49-157	.312	51-62	.823	18	39	57	1.7	282	8.5				
2017-18	34-34	1333/39.2	123-335	.367	71-194	.366	43-49	.878	16	47	63	1.9	360	10.6				
2018-19	11-11	411/37.4	27-98	.276	17-65	.262	16-18	.889	5	16	21	1.9	87	7.9				
TOTAL	109-94	3592/33.0	308-902	.341	172-516	.333	135-160	.844	52	152	204	1.9	923	8.5				



# Katie McLoughlin

Sophomore

Guard - 5-10

Yonkers, N.Y.

The Ursuline School



## 2018-19 Game-By-Game Statistics

Opponent	Date	gs	min	Total		3-Pointers		Free throws		Rebounds				pf	a	t/o	blk	stl	pts	avg
				fg-fga	pct	3fg-fga	pct	ft-fa	pct	off	def	tot	avg							
WAGNER	11/09/18	3		0-0	.000	0-0	.000	0-0	.000	0	0	0	0.0	0	0	1	0	0	0	0.0
at Northeastern	11/11/18	dnp		-	-	-	-	-	-	-	-	-	-	-	-	-	-	-	-	-
PENN ST.	11/14/18	dnp		-	-	-	-	-	-	-	-	-	-	-	-	-	-	-	-	-
CHARLOTTE	11/18/18	dnp		-	-	-	-	-	-	-	-	-	-	-	-	-	-	-	-	-
vs Ball State	11/23/18	dnp		-	-	-	-	-	-	-	-	-	-	-	-	-	-	-	-	-
vs Washington	11/24/18	dnp		-	-	-	-	-	-	-	-	-	-	-	-	-	-	-	-	-
vs Texas	11/25/18	2	0-0	.000	0-0	.000	0-0	.000	0	0	0	0.0	0	0	0	0	0	0	0	0.0
at Georgetown	11/29/18	dnp		-	-	-	-	-	-	-	-	-	-	-	-	-	-	-	-	-
MANHATTAN	12/01/18	dnp		-	-	-	-	-	-	-	-	-	-	-	-	-	-	-	-	-
at Pitt	12/5/18	dnp		-	-	-	-	-	-	-	-	-	-	-	-	-	-	-	-	-
COLUMBIA	12/11/18	5	1-1	1.000	0-0	.000	0-1	.000	0	1	1	0.3	1	0	0	0	0	0	2	0.7
Totals		0	10	1-1	1.000	0-0	.000	0-1	.000	0	1	1	0.3	1	0	1	0	0	2	0.7

Games played: 3  
Minutes/game: 3.3  
Points/game: 0.7  
FG Pct: 100.0  
FT Pct: 0.0

Rebounds/game: 0.3  
Turnovers/game: 0.3

## McLoughlin Season/Career Highs

### Points

Season: 2, vs. Columbia, 12/11/18

Career: 6, at Virginia Tech, 3/22/18 &

A-10: 2, vs. St. Bonaventure, 1/25/18

### Rebounds

Season: 1, vs. Columbia, 12/11/18

Career: 1, 5x, last vs. Columbia, 12/11/18

A-10: 1, vs. Rhode Island, 2/27/18 #

### Assists

Season: N/A

Career: 1, vs. Iona, 12/9/17

A-10: N/A

### Steals

Season: N/A

Career: N/A

A-10: N/A

### Blocks

Season: N/A

Career: N/A

A-10: N/A

### Field Goals Made

Season: 1, vs. Columbia, 12/11/18

Career: 2, at Virginia Tech, 3/22/18 &

A-10: 1, vs. St. Bonaventure, 1/25/18

### Field Goals Attempted

Season: 1, vs. Columbia, 12/11/18

Career: 2, 2x, last at Virginia Tech, 3/22/18 &

A-10: 1, vs. St. Bonaventure, 1/25/18

### 3-Point Field Goals Made

Season: N/A

Career: 2, at Virginia Tech, 3/22/18 &

A-10: N/A

### 3-Point Field Goals Attempted

Season: N/A

Career: 2, at Virginia Tech, 3/22/18 &

A-10: N/A

### Free Throws Made

Season: N/A

Career: N/A

A-10: N/A

### Free Throws Attempted

Season: 1, vs. Columbia, 12/11/18

Career: 1, vs. Columbia, 12/11/18

A-10: N/A

### Minutes

Season: 5, vs. Columbia, 12/11/18

Career: 6, vs. Iona, 12/9/17

A-10: 3, vs. Rhode Island, 2/27/18 #

# - A-10 Championship  
& - WNIT

## Career Statistics

			Total		3-Point		F-Throws		Rebounds										Scoring	
Season	gp-gs	min/avg	fg-fga	pct	fg-fga	pct	ft-fa	pct	off	def	tot	avg	pf	fo	ast	to	blk	stl	pts	avg
2017-18	11-0	31/2.8	4-11	.364	2-7	.286	0-0	.000	3	1	4	0.4	3	0	1	4	0	0	10	0.9
2018-19	3-0	10/3.3	1-1	1.000	0-0	.000	0-1	.000	0	1	1	0.3	1	0	0	1	0	0	2	0.7
TOTAL	14-0	41/2.9	5-12	.417	2-7	.286	0-1	.000	3	2	5	0.4	4	0	1	5	0	0	12	0.9



# Catherine Polissano

Freshman

Guard - 5-9

Ambler, Pa.

Germantown Academy



## 2018-19 Game-By-Game Statistics

Opponent	Date	gs	min	Total		3-Pointers		Free throws		Rebounds				pf	a	t/o	blk	stl	pts	avg
				fg-fga	pct	3fg-fga	pct	ft-fa	pct	off	def	tot	avg							
WAGNER	11/09/18	12		1-5	.200	1-3	.333	0-0	.000	1	0	1	1.0	1	0	1	0	0	3	3.0
at Northeastern	11/11/18	dnp		-	-	-	-	-	-	-	-	-	-	-	-	-	-	-	-	-
PENN ST.	11/14/18	dnp		-	-	-	-	-	-	-	-	-	-	-	-	-	-	-	-	-
CHARLOTTE	11/18/18	6		0-0	.000	0-0	.000	2-2	1.000	0	0	0	0.5	0	0	0	0	0	2	2.5
vs Ball State	11/23/18	1		0-0	.000	0-0	.000	0-0	.000	0	0	0	0.3	0	0	0	0	0	0	1.7
vs Washington	11/24/18	dnp		-	-	-	-	-	-	-	-	-	-	-	-	-	-	-	-	-
vs Texas	11/25/18	5		0-0	.000	0-0	.000	0-0	.000	0	0	0	0.3	1	0	0	0	0	0	1.3
at Georgetown	11/29/18	5		1-2	.500	0-1	.000	0-0	.000	0	1	1	0.4	0	1	0	0	0	2	1.4
MANHATTAN	12/01/18	dnp		-	-	-	-	-	-	-	-	-	-	-	-	-	-	-	-	-
at Pitt	12/5/18	dnp		-	-	-	-	-	-	-	-	-	-	-	-	-	-	-	-	-
COLUMBIA	12/11/18	2		0-0	.000	0-0	.000	0-0	.000	0	0	0	0.3	0	0	0	0	0	0	1.2
Totals		0	31	2-7	.286	1-4	.250	2-2	1.000	1	1	2	0.3	2	1	1	0	0	7	1.2

Games played: 6  
Minutes/game: 5.2  
Points/game: 1.2  
FG Pct: 28.6  
3FG Pct: 25.0  
FT Pct: 100.0

Rebounds/game: 0.3  
Assists/game: 0.2  
Turnovers/game: 0.2  
Assist/turnover ratio: 1.0

## Polissano Season/Career Highs

### Points

Season: 3, vs. Wagner, 11/9/18

A-10: N/A

### Rebounds

Season: 1, 2x, last at Georgetown, 11/29/18

A-10: N/A

### Assists

Season: 1, at Georgetown, 11/29/18

A-10: N/A

### Steals

Season: N/A

A-10: N/A

### Blocks

Season: N/A

A-10: N/A

### Field Goals Made

Season: 1, 2x, last at Georgetown, 11/29/18

A-10: N/A

### Field Goals Attempted

Season: 5, vs. Wagner, 11/9/18

A-10: N/A

### 3-Point Field Goals Made

Season: 1, vs. Wagner, 11/9/18

A-10: N/A

### 3-Point Field Goals Attempted

Season: 3, vs. Wagner, 11/9/18

A-10: N/A

### Free Throws Made

Season: 2, vs. Charlotte, 11/18/18

A-10: N/A

### Free Throws Attempted

Season: 2, vs. Charlotte, 11/18/18

A-10: N/A

### Minutes

Season: 11, vs. Wagner, 11/9/18

A-10: N/A



# Bre Cavanaugh

Redshirt Sophomore

Guard - 5-8

Allamuchy, N.J.

Blair Academy (California)



## 2018-19 Game-By-Game Statistics

Opponent	Date	gs	min	Total		3-Pointers		Free throws		Rebounds				pf	a	t/o	blk	stl	pts	avg
				fg-fga	pct	3fg-fga	pct	ft-fa	pct	off	def	tot	avg							
WAGNER	11/09/18	*	32	6-13	.462	3-7	.429	5-8	.625	4	6	10	10.0	1	2	0	0	0	20	20.0
at Northeastern	11/11/18	*	40	5-22	.227	0-6	.000	5-5	1.000	1	5	6	8.0	3	3	0	0	0	15	17.5
PENN ST.	11/14/18	*	40	5-20	.250	2-6	.333	2-3	.667	2	6	8	8.0	1	3	2	0	2	14	16.3
CHARLOTTE	11/18/18	*	37	6-17	.353	1-5	.200	7-8	.875	3	3	6	7.5	0	2	0	0	0	20	17.3
vs Ball State	11/23/18	*	38	10-23	.435	4-11	.364	0-0	.000	1	2	3	6.6	0	1	0	0	0	24	18.6
vs Washington	11/24/18	*	38	7-19	.368	4-11	.364	7-9	.778	1	3	4	6.2	1	2	0	0	4	25	19.7
vs Texas	11/25/18	*	36	7-15	.467	3-9	.333	1-2	.500	0	3	3	5.7	1	3	2	0	1	18	19.4
at Georgetown	11/29/18	*	40	3-14	.214	2-8	.250	2-2	1.000	0	7	7	5.9	2	2	4	0	1	10	18.3
MANHATTAN	12/01/18	*	40	9-22	.409	1-6	.167	8-11	.727	2	9	11	6.4	1	3	3	0	2	27	19.2
at Pitt	12/5/18	*	36	7-15	.467	4-8	.500	0-0	.000	0	4	4	6.2	4	1	1	1	0	18	19.1
COLUMBIA	12/11/18	*	38	6-10	.600	1-4	.250	6-8	.750	2	2	4	6.0	0	2	1	1	3	19	19.1
Totals			11	415	71-190	.374	25-81	.309	43-56	.768	16	50	66	6.0	14	24	13	2	210	19.1

Games played: 11  
Minutes/game: 37.7  
Points/game: 19.1  
FG Pct: 37.4  
3FG Pct: 30.9  
FT Pct: 76.8

Rebounds/game: 6.0  
Assists/game: 2.2  
Turnovers/game: 1.2  
Assist/turnover ratio: 1.8  
Steals/game: 1.2  
Blocks/game: 0.2

## Cavanaugh Season/Career Highs

### Points

Season: 27, vs. Manhattan, 12/1/18

Career: 37, at Saint Louis, 1/31/18

A-10: 37, at Saint Louis, 1/31/18

### Rebounds

Season: 11, vs. Manhattan, 12/1/18

Career: 11, vs. Manhattan, 12/1/18

A-10: 8, 4x, last vs. Saint Joseph's, 3/2/18 #

### Assists

Season: 3, 4x, last vs. Manhattan, 12/1/18

Career: 5, at Massachusetts, 1/3/18

A-10: 5, at Massachusetts, 1/3/18

### Steals

Season: 4, vs. Washington, 11/24/18

Career: 7, vs. Rhode Island, 2/4/18

A-10: 7, vs. Rhode Island, 2/4/18

### Blocks

Season: 1, 2x, last vs. Columbia, 12/11/18

Career: 2, at Davidson, 2/10/18

A-10: 2, at Davidson, 2/10/18

### Field Goals Made

Season: 10, vs. Ball State, 11/23/18

Career: 12, at Saint Louis, 1/31/18

A-10: 12, at Saint Louis, 1/31/18

### Field Goals Attempted

Season: 23, vs. Ball State, 11/23/18

Career: 30, at Saint Louis, 1/31/18

A-10: 30, at Saint Louis, 1/31/18

### 3-Point Field Goals Made

Season: 4, 3x, last at Pittsburgh, 12/5/18

Career: 6, at Drexel, 3/18/18 &

A-10: 5, at Saint Louis, 1/31/18

### 3-Point Field Goals Attempted

Season: 11, 2x, last vs. Washington, 11/24/18

Career: 12, 2x, last at Drexel, 3/18/18 &

A-10: 12, vs. George Washington, 12/31/17

### Free Throws Made

Season: 8, vs. Manhattan, 12/1/18

Career: 10, vs. Dayton, 1/17/18

A-10: 10, vs. Dayton, 1/17/18

### Free Throws Attempted

Season: 11, vs. Manhattan, 12/1/18

Career: 11, 2x, last vs. Manhattan, 12/1/18

A-10: 11, vs. Dayton, 1/17/18

### Minutes

Season: 40, 4x, last vs. Manhattan, 12/1/18

Career: 48, 2x, last at Saint Louis, 1/31/18

A-10: 48, at Saint Louis, 1/31/18

# - A-10 Championship  
& - WNIT

## Career Statistics

			Total		3-Point		F-Throws		Rebounds											Scoring	
Season	gp-gs	min/avg	fg-fga	pct	fg-fga	pct	ft-fa	pct	off	def	tot	avg	pf	fo	ast	to	blk	stl	pts	avg	
2017-18	34-34	1306/38.4	183-500	.366	67-225	.298	145-171	.848	34	125	159	4.7	49	0	60	53	4	41	578	17.0	
2018-19	11-11	415/37.7	71-190	.374	25-81	.309	43-56	.768	16	50	66	6.0	14	0	24	13	2	13	210	19.1	
TOTAL	45-45	1721/38.2	254-690	.368	92-306	.301	188-227	.828	50	175	225	5.0	63	0	84	66	6	54	788	17.5	



**Edona Thaqi**  
**Sophomore**  
**Guard - 5-9**  
**Stamford, Conn.**  
**Westhill (UConn-Avery Point)**



**2017-18 (at UConn-Avery Point):** Started 15 of 32 games as a true freshman... Finished second on the team with an average of 14.5 points per game on 36.0% overall shooting, including 46.6% from within the three-point arc, and 68.3% shooting from the charity stripe... Averaged 4.9 rebounds per contest and chipped in 64 assists and 60 steals.

**Major:** Plans to major in Economics.



# Vilisi Tavui

Redshirt Freshman

Center - 6-4

Nausori, Fiji

Lelean Memorial



## 2018-19 Game-By-Game Statistics

Opponent	Date	gs	min	Total		3-Pointers		Free throws		Rebounds				pf	a	t/o	blk	stl	pts	avg
				fg-fga	pct	3fg-fga	pct	ft-fa	pct	off	def	tot	avg							
WAGNER	11/09/18	10		2-3	.667	0-0	.000	0-0	.000	0	1	1	1.0	0	1	1	0	2	4	4.0
at Northeastern	11/11/18	4		0-2	.000	0-0	.000	2-2	1.000	1	1	2	1.5	0	0	1	0	1	2	3.0
PENN ST.	11/14/18	dnp		-	-	-	-	-	-	-	-	-	-	-	-	-	-	-	-	-
CHARLOTTE	11/18/18	3		0-1	.000	0-0	.000	0-0	.000	0	0	0	1.0	1	0	0	0	0	0	2.0
vs Ball State	11/23/18	dnp		-	-	-	-	-	-	-	-	-	-	-	-	-	-	-	-	-
vs Washington	11/24/18	dnp		-	-	-	-	-	-	-	-	-	-	-	-	-	-	-	-	-
vs Texas	11/25/18	6		0-0	.000	0-0	.000	0-0	.000	0	0	0	0.8	1	0	0	0	0	0	1.5
at Georgetown	11/29/18	2		0-0	.000	0-0	.000	0-0	.000	0	0	0	0.6	0	0	0	0	0	0	1.2
MANHATTAN	12/01/18	dnp		-	-	-	-	-	-	-	-	-	-	-	-	-	-	-	-	-
at Pitt	12/5/18	dnp		-	-	-	-	-	-	-	-	-	-	-	-	-	-	-	-	-
COLUMBIA	12/11/18	3		0-1	.000	0-0	.000	0-0	.000	0	0	0	0.5	0	0	0	0	0	0	1.0
Totals		0	28	2-7	.286	0-0	.000	2-2	1.000	1	2	3	0.5	2	1	2	0	3	6	1.0

Games played: 6  
Minutes/game: 4.7  
Points/game: 1.0  
FG Pct: 28.6  
FT Pct: 100.0

Rebounds/game: 0.5  
Assists/game: 0.2  
Turnovers/game: 0.3  
Assist/turnover ratio: 0.5  
Steals/game: 0.5

## Tavui Season/Career Highs

### Points

Season: 4, vs. Wagner, 11/9/18

A-10: N/A

### Rebounds

Season: 2, at Northeastern, 11/11/18

A-10: N/A

### Assists

Season: 1, vs. Wagner, 11/9/18

A-10: N/A

### Steals

Season: 2, vs. Wagner, 11/9/18

A-10: N/A

### Blocks

Season: N/A

A-10: N/A

### Field Goals Made

Season: 2, vs. Wagner, 11/9/18

A-10: N/A

### Field Goals Attempted

Season: 3, vs. Wagner, 11/9/18

A-10: N/A

### 3-Point Field Goals Made

Season: N/A

A-10: N/A

### 3-Point Field Goals Attempted

Season: N/A

A-10: N/A

### Free Throws Made

Season: 2, at Northeastern, 11/11/18

A-10: N/A

### Free Throws Attempted

Season: 2, at Northeastern, 11/11/18

A-10: N/A

### Minutes

Season: 10, vs. Wagner, 11/9/18

A-10: N/A



# Ralene Kwiatkowski

**Sophomore**  
**Guard - 5-8**  
**Biltmore Lake, N.C.**  
**Carolina Day School**



## 2018-19 Game-By-Game Statistics

Opponent	Date	gs	min	Total		3-Pointers		Free throws		Rebounds				pf	a	t/o	blk	stl	pts	avg
				fg-fga	pct	3fg-fga	pct	ft-fa	pct	off	def	tot	avg							
WAGNER	11/09/18	6		0-0	.000	0-0	.000	2-2	1.000	0	1	1	1.0	0	0	0	0	0	2	2.0
at Northeastern	11/11/18	dnp		-	-	-	-	-	-	-	-	-	-	-	-	-	-	-	-	-
PENN ST.	11/14/18	dnp		-	-	-	-	-	-	-	-	-	-	-	-	-	-	-	-	-
CHARLOTTE	11/18/18	dnp		-	-	-	-	-	-	-	-	-	-	-	-	-	-	-	-	-
vs Ball State	11/23/18	dnp		-	-	-	-	-	-	-	-	-	-	-	-	-	-	-	-	-
vs Washington	11/24/18	dnp		-	-	-	-	-	-	-	-	-	-	-	-	-	-	-	-	-
vs Texas	11/25/18	dnp		-	-	-	-	-	-	-	-	-	-	-	-	-	-	-	-	-
at Georgetown	11/29/18	dnp		-	-	-	-	-	-	-	-	-	-	-	-	-	-	-	-	-
MANHATTAN	12/01/18	dnp		-	-	-	-	-	-	-	-	-	-	-	-	-	-	-	-	-
at Pitt	12/5/18	dnp		-	-	-	-	-	-	-	-	-	-	-	-	-	-	-	-	-
Totals		0	6	0-0	.000	0-0	.000	2-2	1.000	0	1	1	1.0	0	0	0	0	0	2	2.0

Games played: 1  
 Minutes/game: 6.0  
 Points/game: 2.0  
 FT Pct: 100.0

Rebounds/game: 1.0

## Kwiatkowski Season/Career Highs

### Points

Season: 2, vs. Wagner, 11/9/18

Career: 8, vs. Iona, 12/9/17

A-10: 3, vs. Rhode Island, 2/27/18 #

### Rebounds

Season: 1, vs. Wagner, 11/9/18

Career: 3, vs. Northern Colorado, 11/24/17

A-10: 2, vs. Rhode Island, 2/27/18 #

### Assists

Season: N/A

Career: 2, vs. Iona, 12/9/17

A-10: 1, vs. Rhode Island, 2/27/18 #

### Steals

Season: N/A

Career: 1, 2x, last vs. Rhode Island, 2/27/18 #

A-10: 1, 2x, last vs. Rhode Island, 2/27/18 #

### Blocks

Season: N/A

Career: N/A

A-10: N/A

### Field Goals Made

Season: N/A

Career: 3, vs. Iona, 12/9/17

A-10: 1, vs. Rhode Island, 2/27/18 #

### Field Goals Attempted

Season: N/A

Career: 4, vs. Iona, 12/9/17

A-10: 2, vs. St. Bonaventure, 1/25/18

### 3-Point Field Goals Made

Season: N/A

Career: 1, 2x, last vs. Rhode Island, 2/27/18 #

A-10: 1, vs. Rhode Island, 2/27/18 #

### 3-Point Field Goals Attempted

Season: N/A

Career: 2, vs. Iona, 12/9/17

A-10: 1, 2x, last vs. Rhode Island, 2/27/18 #

### Free Throws Made

Season: 2, vs. Wagner, 11/9/18

Career: 2, vs. Wagner, 11/9/18

A-10: N/A

### Free Throws Attempted

Season: 2, vs. Wagner, 11/9/18

Career: 2, 2x, last vs. Wagner, 11/9/18

A-10: N/A

### Minutes

Season: 6, vs. Wagner, 11/9/18

Career: 11, vs. Iona, 12/9/17

A-10: 7, vs. Rhode Island, 2/27/18 #

# - A-10 Championship

## Career Statistics

			Total		3-Point		F-Throws		Rebounds										Scoring	
Season	gp-gs	min/avg	fg-fga	pct	fg-fga	pct	ft-fa	pct	off	def	tot	avg	pf	fo	ast	to	blk	stl	pts	avg
2017-18	10-0	30/3.0	4-8	.500	2-4	.500	1-2	.500	1	8	9	0.9	2	0	3	4	0	2	11	1.1
2018-19	1-0	6/6.0	0-0	.000	0-0	.000	2-2	1.000	0	1	1	1.0	0	0	0	0	0	0	2	2.0
TOTAL	11-0	36/3.3	4-8	.500	2-4	.500	3-4	.750	1	9	10	0.9	2	0	3	4	0	2	13	1.2



# Kendell Heremaia

Sophomore

Guard - 5-9

Whangerau, New Zealand

St. Peter's



## 2018-19 Game-By-Game Statistics

				Total		3-Pointers		Free throws		Rebounds											
Opponent	Date	gs	min	fg-fga	pct	3fg-fga	pct	ft-fga	pct	off	def	tot	avg	pf	a	t/o	blk	stl	pts	avg	
WAGNER	11/09/18	*	25	5-8	.625	3-4	.750	0-0	.000	1	6	7	7.0	2	5	3	0	0	13	13.0	
at Northeastern	11/11/18	*	22	2-8	.250	1-5	.200	0-0	.000	0	4	4	5.5	4	2	3	0	1	5	9.0	
PENN ST.	11/14/18	*	16	3-5	.600	1-1	1.000	0-0	.000	1	2	3	4.7	4	1	4	0	1	7	8.3	
CHARLOTTE	11/18/18	*	25	6-8	.750	2-3	.667	0-2	.000	0	3	3	4.3	3	3	2	0	1	14	9.8	
vs Ball State	11/23/18	*	23	6-11	.545	3-6	.500	0-0	.000	0	3	3	4.0	4	1	1	0	1	15	10.8	
vs Washington	11/24/18	*	30	6-13	.462	1-5	.200	0-0	.000	3	7	10	5.0	1	3	4	0	1	13	11.2	
vs Texas	11/25/18	*	36	5-10	.500	3-5	.600	4-4	1.000	0	6	6	5.1	4	4	3	0	0	17	12.0	
at Georgetown	11/29/18	*	33	2-8	.250	0-1	.000	0-0	.000	0	3	3	4.9	0	1	4	0	2	4	11.0	
MANHATTAN	12/01/18	*	29	2-7	.286	1-2	.500	2-2	1.000	3	2	5	4.9	4	5	2	0	0	7	10.6	
at Pitt	12/5/18	*	33	4-8	.500	1-5	.200	0-0	.000	1	1	2	4.6	3	4	1	1	0	9	10.4	
COLUMBIA	12/11/18	*	25	2-9	.222	0-4	.000	0-0	.000	1	3	4	4.5	0	4	2	0	1	4	9.8	
Totals		11	297	43-95	.453	16-41	.390	6-8	.750	10	40	50	4.5	29	33	29	1	8	108	9.8	
Games played: 11								Rebounds/game: 4.5													
Minutes/game: 27.0								Assists/game: 3.0													
Points/game: 9.8								Turnovers/game: 2.6													
FG Pct: 45.3								Assist/turnover ratio: 1.1													
3FG Pct: 39.0								Steals/game: 0.7													
FT Pct: 75.0								Blocks/game: 0.1													

## Heremaia Season/Career Highs

### Points

Season: 18, vs. Washington, 11/24/18

Career: 18, vs. Washington, 11/24/18

A-10: 11, at RV/NR Dayton, 2/18/18

### Rebounds

Season: 10, vs. Washington, 11/24/18

Career: 10, vs. Washington, 11/24/18

A-10: 4, at VCU, 1/14/18

### Assists

Season: 5, 2x, last vs. Manhattan, 12/1/18

Career: 5, 2x, last vs. Manhattan, 12/1/18

A-10: 2, 3x, last at George Mason, 1/28/17

### Steals

Season: 2, at Georgetown, 11/29/18

Career: 3, at VCU, 1/14/18

A-10: 3, at VCU, 1/14/18

### Blocks

Season: 1, at Pittsburgh, 12/5/18

Season: 2, 2x, last at Drexel, 3/18/18 &

A-10: 2, vs. Saint Louis, 1/6/18

### Field Goals Made

Season: 6, 3x, last vs. Washington, 11/24/18

Career: 6, 3x, last vs. Washington, 11/24/18

A-10: 4, at RV/NR Dayton, 2/18/18

### Field Goals Attempted

Season: 13, vs. Washington, 11/24/18

Career: 13, vs. Washington, 11/24/18

A-10: 9, at RV/NR Dayton, 2/18/18

### 3-Point Field Goals Made

Season: 3, 3x, last vs. #10/9 Texas, 11/25/18

Career: 3, 5x, last vs. #10/9 Texas, 11/25/18

A-10: 3, at RV/NR Dayton, 2/18/18

### 3-Point Field Goals Attempted

Season: 6, vs. Ball State, 11/23/18

Career: 6, 2x, last vs. Ball State, 11/23/18

A-10: 5, at RV/NR Dayton, 2/18/18

### Free Throws Made

Season: 4, vs. #10/9 Texas, 11/25/18

Career: 4, vs. #10/9 Texas, 11/25/18

A-10: 2, vs. Saint Louis, 1/6/18

### Free Throws Attempted

Season: 4, vs. #10/9 Texas, 11/25/18

Career: 4, vs. #10/9 Texas, 11/25/18

A-10: 2, vs. Saint Louis, 1/6/18

### Minutes

Season: 36, vs. #10/9 Texas, 11/25/18

Career: 36, vs. #10/9 Texas, 11/25/18

A-10: 21, at RV/NR Dayton, 2/18/18

& - WNIT

## Career Statistics

			Total		3-Point		F-Throws		Rebounds										Scoring	
Season	gp-gs	min/avg	fg-fga	pct	fg-fga	pct	ft-fga	pct	off	def	tot	avg	pf	fo	ast	to	blk	stl	pts	avg
2017-18	33-7	475/14.4	34-104	.327	21-63	.333	5-7	.714	17	54	71	2.2	41	0	30	52	5	13	94	2.8
2018-19	11-11	297/27.0	43-95	.453	16-41	.390	6-8	.750	10	40	50	4.5	29	0	33	29	1	8	108	9.8
TOTAL	44-18	772/17.5	77-199	.387	37-104	.356	11-15	.733	27	94	121	2.8	70	0	63	81	6	21	202	4.6



# Lauren Murphy

Sophomore

Guard - 5-9

West Hartford, Conn.

Northwest Catholic



## 2018-19 Game-By-Game Statistics

Opponent	Date	gs	min	Total		3-Pointers		Free throws		Rebounds				pf	a	t/o	blk	stl	pts	avg
				fg-fga	pct	3fg-fga	pct	ft-fa	pct	off	def	tot	avg							
WAGNER	11/09/18	3		0-1	.000	0-1	.000	0-0	.000	0	2	2	2.0	0	0	0	0	0	0	0.0
at Northeastern	11/11/18	dnp		-	-	-	-	-	-	-	-	-	-	-	-	-	-	-	-	-
PENN ST.	11/14/18	dnp		-	-	-	-	-	-	-	-	-	-	-	-	-	-	-	-	-
CHARLOTTE	11/18/18	dnp		-	-	-	-	-	-	-	-	-	-	-	-	-	-	-	-	-
vs Ball State	11/23/18	dnp		-	-	-	-	-	-	-	-	-	-	-	-	-	-	-	-	-
vs Washington	11/24/18	dnp		-	-	-	-	-	-	-	-	-	-	-	-	-	-	-	-	-
vs Texas	11/25/18	1	0-0	.000	0-0	.000	0-0	.000	0	0	0	1.0	0	0	0	0	0	0	0.0	0.0
at Georgetown	11/29/18	dnp		-	-	-	-	-	-	-	-	-	-	-	-	-	-	-	-	-
MANHATTAN	12/01/18	dnp		-	-	-	-	-	-	-	-	-	-	-	-	-	-	-	-	-
at Pitt	12/5/18	dnp		-	-	-	-	-	-	-	-	-	-	-	-	-	-	-	-	-
Totals		0	4	0-1	.000	0-1	.000	0-0	.000	0	2	2	1.0	0	0	0	0	0	0	0.0

Games played: 2  
Minutes/game: 2.0  
FG Pct: 0.0  
3FG Pct: 0.0

Rebounds/game: 1.0

## Murphy Season/Career Highs

### Points

Season: N/A

Career: 3, vs. Iona, 12/9/17

A-10: N/A

### Rebounds

Season: 2, vs. Wagner, 11/9/18

Career: 2, 2x, last vs. Wagner, 11/9/18

A-10: 1, vs. Rhode Island, 2/27/18 #

### Assists

Season: N/A

Career: N/A

A-10: N/A

### Steals

Season: N/A

Career: N/A

A-10: N/A

### Blocks

Season: N/A

Career: N/A

A-10: N/A

### Field Goals Made

Season: N/A

Career: 1, vs. Iona, 12/9/17

A-10: N/A

### Field Goals Attempted

Season: 1, vs. Wagner, 11/9/18

Career: 5, vs. Iona, 12/9/17

A-10: 3, vs. Rhode Island, 2/27/18 #

### 3-Point Field Goals Made

Season: N/A

Career: 1, vs. Iona, 12/9/17

A-10: N/A

### 3-Point Field Goals Attempted

Season: 1, vs. Wagner, 11/9/18

Career: 4, vs. Iona, 12/9/17

A-10: 3, vs. Rhode Island, 2/27/18 #

### Free Throws Made

Season: N/A

Career: N/A

A-10: N/A

### Free Throws Attempted

Season: N/A

Career: N/A

A-10: N/A

### Minutes

Season: 3, vs. Wagner, 11/9/18

Career: 7, vs. Iona, 12/9/17

A-10: 4, vs. Rhode Island, 2/27/18 #

# - A-10 Championship

## Career Statistics

Season	gp-gs	min/avg	Total		3-Point		F-Throws		Rebounds				Scoring					
			fg-fga	pct	fg-fga	pct	ft-fa	pct	off	def	tot	avg	pf	fo	ast	to	blk	stl
2017-18	10-0	26/2.6	1-8	.125	1-7	.143	0-0	.000	3	2	5	0.5	1	0	0	1	0	0
2018-19	1-0	3/3.0	0-1	.000	0-1	.000	0-0	.000	0	2	2	2.0	0	0	0	0	0	0
TOTAL	11-0	29/2.6	1-9	.111	1-8	.125	0-0	.000	3	4	7	0.6	1	0	0	1	0	0



# Halei Gillis

Sophomore

Forward/Center - 6-4

Asheville, N.C.

Carolina Day School



## 2018-19 Game-By-Game Statistics

Opponent	Date	gs	min	Total		3-Pointers		Free throws		Rebounds				pf	a	t/o	blk	stl	pts	avg
				fg-fga	pct	3fg-fga	pct	ft-fa	pct	off	def	tot	avg							
WAGNER	11/09/18	dnp		-	-	-	-	-	-	-	-	-	-	-	-	-	-	-	-	-
at Northeastern	11/11/18	dnp		-	-	-	-	-	-	-	-	-	-	-	-	-	-	-	-	-
PENN ST.	11/14/18	dnp		-	-	-	-	-	-	-	-	-	-	-	-	-	-	-	-	-
CHARLOTTE	11/18/18	dnp		-	-	-	-	-	-	-	-	-	-	-	-	-	-	-	-	-
vs Ball State	11/23/18	3	0-0	.000	0-0	.000	0-0	.000	0-0	0	0	0	0.0	1	0	1	0	0	0	0.0
vs Washington	11/24/18	3	0-0	.000	0-0	.000	0-0	.000	0-0	1	1	2	1.0	0	0	0	0	0	0	0.0
vs Texas	11/25/18	6	0-0	.000	0-0	.000	0-0	.000	0-0	1	1	2	1.3	1	0	2	0	0	0	0.0
at Georgetown	11/29/18	2	0-1	.000	0-0	.000	0-0	.000	0-0	0	0	0	1.0	0	0	0	0	0	0	0.0
MANHATTAN	12/01/18	3	0-0	.000	0-0	.000	0-0	.000	0-0	0	1	1	1.0	0	0	0	0	0	0	0.0
at Pitt	12/5/18	4	1-2	.500	0-0	.000	0-0	.000	0-0	1	0	1	1.0	1	1	1	1	0	2	0.3
COLUMBIA	12/11/18	2	0-0	.000	0-0	.000	0-0	.000	0-0	0	0	0	0.9	0	1	1	0	0	0	0.3
Totals		0	23	1-3	.333	0-0	.000	0-0	.000	3	3	6	0.9	3	2	5	1	0	2	0.3

Games played: 7  
Minutes/game: 3.3  
Points/game: 0.3  
FG Pct: 33.3

Rebounds/game: 0.9  
Assists/game: 0.3  
Turnovers/game: 0.7  
Assist/turnover ratio: 0.4  
Blocks/game: 0.1

## Gillis Season/Career Highs

### Points

Season: 2, at Pittsburgh, 12/5/18

Career: 4, 3x, last vs. Davidson, 1/10/18

A-10: 4, vs. Davidson, 1/10/18

### Rebounds

Season: 2, 2x, last vs. #10/9 Texas, 11/25/18

Career: 7, at Albany, 11/19/17

A-10: 6, 2x, last vs. Davidson, 1/10/18

### Assists

Season: 1, 2x, last vs. Columbia, 12/11/18

Career: 3, at Massachusetts, 1/3/18

A-10: 3, at Massachusetts, 1/3/18

### Steals

Season: N/A

Career: 3, at Albany, 11/19/17

A-10: 2, 2x, last vs. Dayton, 1/17/18

### Blocks

Season: 1, at Pittsburgh, 12/5/18

Career: 1, 2x, last at Pittsburgh, 12/5/18

A-10: 1, vs. Davidson, 1/10/18

### Field Goals Made

Season: 1, at Pittsburgh, 12/5/18

Career: 2, 2x, last at Albany, 11/19/17

A-10: 1, 3x, last at George Mason, 1/28/17

### Field Goals Attempted

Season: 2, at Pittsburgh, 12/5/18

Career: 5, 2x, last at Massachusetts, 1/3/18

A-10: 5, at Massachusetts, 1/3/18

### 3-Point Field Goals Made

Season: N/A

Career: N/A

A-10: N/A

### 3-Point Field Goals Attempted

Season: N/A

Career: 1, 2x, last vs. Hartford, 12/28/17

A-10: N/A

### Free Throws Made

Season: N/A

Career: 4, vs. Davidson, 1/10/18

A-10: 4, vs. Davidson, 1/10/18

### Free Throws Attempted

Season: N/A

Career: 6, vs. Davidson, 1/10/18

A-10: 6, vs. Davidson, 1/10/18

### Minutes

Season: 6, vs. #10/9 Texas, 11/25/18

Career: 27, at Albany, 11/19/17

A-10: 21, vs. Davidson, 1/10/18

## Career Statistics

Season	gp-gs	min/avg	Total		3-Point		F-Throws		Rebounds				Scoring							
			fg-fga	pct	fg-fga	pct	ft-fa	pct	off	def	tot	avg	pf	fo	ast	to	blk	stl	pts	avg
2017-18	18-0	223/12.4	7-31	.226	0-2	.000	8-12	.667	17	31	48	2.7	33	1	9	14	1	8	22	1.2
2018-19	7-0	23/3.3	1-3	.333	0-0	.000	0-0	.000	3	3	6	0.9	3	0	2	5	1	0	2	0.3
TOTAL	25-0	246/9.8	8-34	.235	0-2	.000	8-12	.667	20	34	54	2.2	36	1	11	19	2	8	24	1.0



# Kaitlyn Downey

Freshman

Forward - 6-1

Hastings-on-Hudson, N.Y.

Maria Regina



## 2018-19 Game-By-Game Statistics

				Total		3-Pointers		Free throws		Rebounds											
Opponent	Date	gs	min	fg-fga	pct	3fg-fga	pct	ft-fia	pct	off	def	tot	avg	pf	a	t/o	blk	stl	pts	avg	
WAGNER	11/09/18	*	19	4-6	.667	0-1	.000	4-7	.571	3	2	5	5.0	2	1	0	0	1	12	12.0	
at Northeastern	11/11/18	*	25	2-6	.333	1-3	.333	2-2	1.000	5	1	6	5.5	3	2	1	0	0	7	9.5	
PENN ST.	11/14/18	*	35	4-15	.267	1-6	.167	2-3	.667	2	9	11	7.3	2	2	1	0	1	11	10.0	
CHARLOTTE	11/18/18	*	22	1-9	.111	0-4	.000	0-0	.000	1	2	3	6.3	0	1	0	0	1	2	8.0	
vs Ball State	11/23/18	*	10	2-3	.667	1-2	.500	0-0	.000	0	1	1	5.2	0	0	0	0	0	5	7.4	
vs Washington	11/24/18	*	8	1-4	.250	0-0	.000	0-0	.000	0	0	0	4.3	0	0	0	0	0	2	6.5	
vs Texas	11/25/18	*	20	2-6	.333	1-3	.333	0-0	.000	1	1	2	4.0	2	1	1	0	0	5	6.3	
at Georgetown	11/29/18	*	18	1-5	.200	0-2	.000	0-0	.000	0	7	7	4.4	3	0	0	0	0	2	5.8	
MANHATTAN	12/01/18		10	1-2	.500	1-2	.500	1-2	.500	1	1	2	4.1	0	0	0	0	1	4	5.6	
at Pitt	12/5/18		8	0-3	.000	0-1	.000	0-0	.000	2	0	2	3.9	0	0	0	0	1	0	5.0	
COLUMBIA	12/11/18	*	21	3-6	.500	1-1	1.000	0-0	.000	2	3	5	4.0	3	2	1	0	0	7	5.2	
Totals		9	196	21-65	.323	6-25	.240	9-14	.643	17	27	44	4.0	15	9	4	0	5	57	5.2	
Games played: 11								Rebounds/game: 4.0													
Minutes/game: 17.8								Assists/game: 0.8													
Points/game: 5.2								Turnovers/game: 0.4													
FG Pct: 32.3								Assist/turnover ratio: 2.3													
3FG Pct: 24.0								Steals/game: 0.5													
FT Pct: 64.3																					

## Downey Season/Career Highs

### Points

Season: 12, vs. Wagner, 11/9/18

A-10: N/A

### Rebounds

Season: 11, vs. Penn State, 11/14/18

A-10: N/A

### Assists

Season: 2, 3x, last vs. Columbia, 12/11/18

A-10: N/A

### Steals

Season: 1, 5x, last at Pittsburgh, 12/5/18

A-10: N/A

### Blocks

Season: N/A

A-10: N/A

### Field Goals Made

Season: 4, 2x, last vs. Penn State, 11/14/18

A-10: N/A

### Field Goals Attempted

Season: 15, vs. Penn State, 11/14/18

A-10: N/A

### 3-Point Field Goals Made

Season: 1, 6x, last vs. Columbia, 12/11/18

A-10: N/A

### 3-Point Field Goals Attempted

Season: 6, vs. Penn State, 11/14/18

A-10: N/A

### Free Throws Made

Season: 4, vs. Wagner, 11/9/18

A-10: N/A

### Free Throws Attempted

Season: 7, vs. Wagner, 11/9/18

A-10: N/A

### Minutes

Season: 35, vs. Penn State, 11/14/18

A-10: N/A



# Chloe Chaffin

Freshman

Guard - 5-10

Kingston, N.Y.

Kingston



## 2018-19 Game-By-Game Statistics

Opponent	Date	gs	min	Total		3-Pointers		Free throws		Rebounds				pf	a	t/o	blk	stl	pts	avg
				fg-fga	pct	3fg-fga	pct	ft-fa	pct	off	def	tot	avg							
WAGNER	11/09/18	11		0-2	.000	0-0	.000	1-2	.500	1	2	3	3.0	1	1	1	0	0	1	1.0
at Northeastern	11/11/18	4		0-0	.000	0-0	.000	0-0	.000	0	1	1	2.0	0	1	0	0	0	0	0.5
PENN ST.	11/14/18	dnp		-	-	-	-	-	-	-	-	-	-	-	-	-	-	-	-	-
CHARLOTTE	11/18/18	dnp		-	-	-	-	-	-	-	-	-	-	-	-	-	-	-	-	-
vs Ball State	11/23/18	dnp		-	-	-	-	-	-	-	-	-	-	-	-	-	-	-	-	-
vs Washington	11/24/18	dnp		-	-	-	-	-	-	-	-	-	-	-	-	-	-	-	-	-
vs Texas	11/25/18	dnp		-	-	-	-	-	-	-	-	-	-	-	-	-	-	-	-	-
at Georgetown	11/29/18	dnp		-	-	-	-	-	-	-	-	-	-	-	-	-	-	-	-	-
MANHATTAN	12/01/18	dnp		-	-	-	-	-	-	-	-	-	-	-	-	-	-	-	-	-
at Pitt	12/5/18	dnp		-	-	-	-	-	-	-	-	-	-	-	-	-	-	-	-	-
Totals		0	15	0-2	.000	0-0	.000	1-2	.500	1	3	4	2.0	1	2	1	0	0	1	0.5

Games played: 2  
Minutes/game: 7.5  
Points/game: 0.5  
FG Pct: 0.0  
FT Pct: 50.0

Rebounds/game: 2.0  
Assists/game: 1.0  
Turnovers/game: 0.5  
Assist/turnover ratio: 2.0

## Chaffin Season/Career Highs

### Points

Season: 1, vs. Wagner, 11/9/18

A-10: N/A

### Rebounds

Season: 3, vs. Wagner, 11/9/18

A-10: N/A

### Assists

Season: 1, 2x, last at Northeastern, 11/11/18

A-10: N/A

### Steals

Season: N/A

A-10: N/A

### Blocks

Season: N/A

A-10: N/A

### Field Goals Made

Season: N/A

A-10: N/A

### Field Goals Attempted

Season: 2, vs. Wagner, 11/9/18

A-10: N/A

### 3-Point Field Goals Made

Season: N/A

A-10: N/A

### 3-Point Field Goals Attempted

Season: N/A

A-10: N/A

### Free Throws Made

Season: 1, vs. Wagner, 11/9/18

A-10: N/A

### Free Throws Attempted

Season: 2, vs. Wagner, 11/9/18

A-10: N/A

### Minutes

Season: 10, vs. Wagner, 11/9/18

A-10: N/A



# Mary Goulding

Senior

Forward - 6-0

Rangiora, New Zealand

Rangiora (Gillette College)



## 2018-19 Game-By-Game Statistics

Opponent	Date	gs	min	Total		3-Pointers		Free throws		Rebounds				pf	a	t/o	blk	stl	pts	avg	
				fg-fga	pct	3fg-fga	pct	ft-fa	pct	off	def	tot	avg								
WAGNER	11/09/18	*	21	4-11	.364	0-2	.000	2-2	1.000	1	6	7	7.0	4	4	3	0	2	10	10.0	
at Northeastern	11/11/18	*	40	7-16	.438	1-3	.333	0-0	.000	9	3	12	9.5	4	2	1	0	1	15	12.5	
PENN ST.	11/14/18	*	36	5-13	.385	1-3	.333	0-0	.000	5	4	9	9.3	4	0	1	0	0	11	12.0	
CHARLOTTE	11/18/18	*	35	8-13	.615	0-2	.000	0-0	.000	5	7	12	10.0	3	1	0	2	1	16	13.0	
vs Ball State	11/23/18	*	32	2-8	.250	0-1	.000	0-0	.000	3	4	7	9.4	5	6	3	0	1	4	11.2	
vs Washington	11/24/18	*	37	4-11	.364	0-3	.000	0-0	.000	3	2	5	8.7	0	3	1	0	1	8	10.7	
vs Texas	11/25/18	*	24	4-6	.667	1-1	1.000	0-0	.000	1	1	2	7.7	1	2	0	0	0	9	10.4	
at Georgetown	11/29/18	dnp	-	-	-	-	-	-	-	-	-	-	-	-	-	-	-	-	-	-	
MANHATTAN	12/01/18	*	32	3-8	.375	1-3	.333	2-2	1.000	1	4	5	7.4	4	0	3	1	1	9	10.3	
at Pitt	12/5/18	*	37	3-8	.375	2-3	.667	0-0	.000	4	5	9	7.6	2	5	4	1	2	8	10.0	
COLUMBIA	12/11/18	*	28	6-9	.667	2-2	1.000	0-0	.000	0	4	4	7.2	1	2	1	0	1	14	10.4	
Totals			10	322	46-103	.447	8-23	.348	4-4	1.000	32	40	72	7.2	28	25	17	4	10	104	10.4

Games played: 10  
Minutes/game: 32.2  
Points/game: 10.4  
FG Pct: 44.7  
3FG Pct: 34.8  
FT Pct: 100.0

Rebounds/game: 7.2  
Assists/game: 2.5  
Turnovers/game: 1.7  
Assist/turnover ratio: 1.5  
Steals/game: 1.0  
Blocks/game: 0.4

## Goulding Season/Career Highs

### Points

Season: 16, vs. Charlotte, 11/18/18

Career: 19, at Georgetown, 3/17/17 &

A-10: 18, at Saint Louis, 1/31/18

### Rebounds

Season: 12, 2x, last vs. Charlotte, 11/18/18

Career: 13, at Richmond, 1/21/18

A-10: 13, at Richmond, 1/21/18

### Assists

Season: 6, vs. Ball State, 11/23/18

Career: 7, at St. John's, 12/12/17

A-10: 5, at RV/NR Dayton, 2/18/18

### Steals

Season: 2, 2x, last at Pittsburgh, 12/5/18

Career: 4, vs. Rhode Island, 2/27/18 #

A-10: 4, vs. Rhode Island, 2/27/18 #

### Blocks

Season: 2, vs. Charlotte, 11/18/18

Career: 2, vs. Charlotte, 11/18/18

A-10: 1, 2x, last vs. Rhode Island, 2/4/18

### Field Goals Made

Season: 8, vs. Charlotte, 11/18/18

Career: 8, vs. Charlotte, 11/18/18

A-10: 6, 2x, last at Saint Louis, 1/31/18

### Field Goals Attempted

Season: 16, at Northeastern, 11/11/18

Career: 16, at Northeastern, 11/11/18

A-10: 14, at Saint Louis, 1/31/18

### 3-Point Field Goals Made

Season: 2, 2x, last vs. Columbia, 12/11/18

Career: 2, 4x, last vs. Columbia, 12/11/18

A-10: 2, vs. Saint Joseph's, 3/2/18 #

### 3-Point Field Goals Attempted

Season: 3, 5x, last at Pittsburgh, 12/5/18

Career: 6, vs. Saint Joseph's, 3/2/18 #

A-10: 6, vs. Saint Joseph's, 3/2/18 #

### Free Throws Made

Season: 2, 2x, last vs. Manhattan, 12/1/18

Career: 7, vs. Harvard, 3/16/18 &

A-10: 5, at Saint Louis, 1/31/18

### Free Throws Attempted

Season: 2, 2x, last vs. Manhattan, 12/1/18

Career: 7, 2x, last vs. Harvard, 3/16/18 &

A-10: 6, 2x, last at Saint Louis, 1/31/18

### Minutes

Season: 40, at Northeastern, 11/11/18

Career: 50, at St. John's, 12/12/17

A-10: 49, at Saint Louis, 1/31/18

# - A-10 Championship  
& - WNIT

## Career Statistics

Season	gp-gs	min/avg	Total		3-Point		F-Throws		Rebounds				Scoring					
			fg-fga	pct	fg-fga	pct	ft-fa	pct	off	def	tot	avg	pf	fo	ast	to	blk	stl
2016-17	32-9	471/14.7	37-95	.389	6-25	.240	25-30	.833	43	59	102	3.2	41	0	27	37	4	17
2017-18	25-24	823/32.9	84-204	.412	12-39	.308	43-64	.672	62	84	146	5.8	63	2	58	46	5	27
2018-19	10-10	322/32.2	46-103	.447	8-23	.348	4-4	1.000	32	40	72	7.2	28	1	25	17	4	10
TOTAL	67-43	1616/24.1	167-402	.415	26-87	.299	72-98	.735	137	183	320	4.8	132	3	110	100	13	54



# Megan Jonassen

Freshman

Forward - 6-0

Schwenksville, Pa.

Perkiomen Valley



## 2018-19 Game-By-Game Statistics

Opponent	Date	gs	min	Total		3-Pointers		Free throws		Rebounds				pf	a	t/o	blk	stl	pts	avg
				fg-fga	pct	3fg-fga	pct	ft-fga	pct	off	def	tot	avg							
WAGNER	11/09/18	11		1-3	.333	0-0	.000	0-0	.000	2	0	2	2.0	3	0	0	0	0	2	2.0
at Northeastern	11/11/18	11		1-1	1.000	0-0	.000	1-2	.500	2	3	5	3.5	1	0	0	0	0	3	2.5
PENN ST.	11/14/18	14		2-4	.500	0-0	.000	0-2	.000	2	1	3	3.3	1	1	0	0	0	4	3.0
CHARLOTTE	11/18/18	11		1-4	.250	0-0	.000	1-2	.500	4	2	6	4.0	1	0	0	0	0	3	3.0
vs Ball State	11/23/18	16		2-4	.500	0-0	.000	0-0	.000	2	2	4	4.0	2	0	0	0	1	4	3.2
vs Washington	11/24/18	14		0-3	.000	0-0	.000	0-2	.000	1	3	4	4.0	2	0	0	0	0	0	2.7
vs Texas	11/25/18	8		0-0	.000	0-0	.000	0-0	.000	0	0	0	3.4	1	0	0	0	0	0	2.3
at Georgetown	11/29/18	20		1-3	.333	0-0	.000	2-4	.500	0	5	5	3.6	3	1	0	0	0	4	2.5
MANHATTAN	12/01/18	18		2-4	.500	0-0	.000	0-0	.000	2	2	4	3.7	2	0	0	0	1	4	2.7
at Pitt	12/5/18	28		5-7	.714	0-0	.000	1-2	.500	3	2	5	3.8	1	0	2	3	0	11	3.5
COLUMBIA	12/11/18	13		2-2	1.000	0-0	.000	0-2	.000	1	4	5	3.9	3	0	1	0	1	4	3.5
Totals		0	164	17-35	.486	0-0	.000	5-16	.313	19	24	43	3.9	20	2	4	3	3	39	3.5

Games played: 11	Rebounds/game: 3.9
Minutes/game: 14.9	Assists/game: 0.2
Points/game: 3.5	Turnovers/game: 0.4
FG Pct: 48.6	Assist/turnover ratio: 0.5
FT Pct: 31.3	Steals/game: 0.3
	Blocks/game: 0.3

## Jonassen Career/Season Highs

### Points

Season: 11, at Pittsburgh, 12/5/18

A-10: N/A

### Rebounds

Season: 6, vs. Charlotte, 11/18/18

A-10: N/A

### Assists

Season: 1, 2x, last at Georgetown, 11/29/18

A-10: N/A

### Steals

Season: 1, 3x, last vs. Columbia, 12/11/18

A-10: N/A

### Blocks

Season: 3, at Pittsburgh, 12/5/18

A-10: N/A

### Field Goals Made

Season: 5, at Pittsburgh, 12/5/18

A-10: N/A

### Field Goals Attempted

Season: 7, at Pittsburgh, 12/5/18

A-10: N/A

### 3-Point Field Goals Made

Season: N/A

A-10: N/A

### 3-Point Field Goals Attempted

Season: N/A

A-10: N/A

### Free Throws Made

Season: 2, at Georgetown, 11/29/18

A-10: N/A

### Free Throws Attempted

Season: 4, at Georgetown, 11/29/18

A-10: N/A

### Minutes

Season: 28, at Pittsburgh, 12/5/18

A-10: N/A

## 2018-19 Overall Statistics &amp; Results

<b>RECORD:</b>		<b>OVERALL</b>		<b>HOME</b>		<b>AWAY</b>		<b>NEUTRAL</b>	
ALL GAMES		6-5		4-1		0-3		2-1	
CONFERENCE		0-0		0-0		0-0		0-0	
NON-CONFERENCE		6-5		4-1		0-3		2-1	

#	Player	gp-gs	min	avg	Total		3-Point		F-Throw		Rebounds				pf	dq	a	to	blk	stl	pts	avg
					fg-fga	fg%	3fg-fga	3fg%	ft-fa	ft%	off	def	tot	avg								
10	Bre Cavanaugh	11-11	415	37.7	71-190	.374	25-81	.309	43-56	.768	16	50	66	6.0	14	0	24	13	2	13	210	19.1
34	Mary Goulding	10-10	322	32.2	46-103	.447	8-23	.348	4-4	1.000	32	40	72	7.2	28	1	25	17	4	10	104	10.4
20	Kendell Heremaia	11-11	297	27.0	43-95	.453	16-41	.390	6-8	.750	10	40	50	4.5	29	0	33	29	1	8	108	9.8
02	Lauren Holden	11-11	411	37.4	27-98	.276	17-65	.262	16-18	.889	5	16	21	1.9	17	0	21	23	0	6	87	7.9
24	Kaitlyn Downey	11-9	196	17.8	21-65	.323	6-25	.240	9-14	.643	17	27	44	4.0	15	0	9	4	0	5	57	5.2
00	Zara Jillings	11-3	229	20.8	25-49	.510	4-18	.222	3-8	.375	17	18	35	3.2	17	0	22	6	1	4	57	5.2
43	Megan Jonassen	11-0	164	14.9	17-35	.486	0-0	.000	5-16	.313	19	24	43	3.9	20	0	2	4	3	3	39	3.5
15	Ralene Kwiatkowski	1-0	6	6.0	0-0	.000	0-0	.000	2-2	1.000	0	1	1	1.0	0	0	0	0	0	0	2	2.0
05	Catherine Polisano	6-0	31	5.2	2-7	.286	1-4	.250	2-2	1.000	1	1	2	0.3	2	0	1	1	0	0	7	1.2
14	Vilisi Tavui	6-0	28	4.7	2-7	.286	0-0	.000	2-2	1.000	1	2	3	0.5	2	0	1	2	0	3	6	1.0
01	Alexa Giuliano	9-0	49	5.4	3-15	.200	2-12	.167	0-0	.000	6	3	9	1.0	3	0	0	4	0	4	8	0.9
03	Katie McLoughlin	3-0	10	3.3	1-1	1.000	0-0	.000	0-1	.000	0	1	1	0.3	1	0	0	1	0	0	2	0.7
32	Chloe Chaffin	2-0	15	7.5	0-2	.000	0-0	.000	1-2	.500	1	3	4	2.0	1	0	2	1	0	0	1	0.5
23	Halei Gillis	7-0	23	3.3	1-3	.333	0-0	.000	0-0	.000	3	3	6	0.9	3	0	2	5	1	0	2	0.3
21	Lauren Murphy	2-0	4	2.0	0-1	.000	0-1	.000	0-0	.000	0	2	2	1.0	0	0	0	0	0	0	0	0.0
Team											10	14	24					7				
Total.....		11	2200		259-671	.386	79-270	.293	93-133	.699	138	245	383	34.8	152	1	142	117	12	56	690	62.7
Opponents.....		11	2200		266-608	.438	53-174	.305	100-137	.730	96	262	358	32.5	186	-	134	146	26	50	685	62.3

TEAM STATISTICS			FOR	OPP	Date	Opponent	Score	Att.
SCORING			690	685	11/09/18	WAGNER	w 80-59	1161
Points per game			62.7	62.3	11/11/18	at Northeastern	L 54-58	325
Scoring margin			+0.5	-	11/14/18	PENN ST.	L 55-72	639
FIELD GOALS-ATT			259-671	266-608	11/18/18	CHARLOTTE	w 71-64	1917
Field goal pct			.386	.438	# 11/23/18	vs Ball State	w 78-70	429
3 POINT FG-ATT			79-270	53-174	# 11/24/18	vs Washington	w 65-57	753
3-point FG pct			.293	.305	# 11/25/18	vs Texas	L 54-72	0
3-pt FG made per game			7.2	4.8	11/29/18	at Georgetown	L 38-58	217
FREE THROWS-ATT			93-133	100-137	12/01/18	MANHATTAN	w 65-61	798
Free throw pct			.699	.730	12/5/18	at Pitt	L 62-65	569
F-Throws made per game			8.5	9.1	12/11/18	COLUMBIA	w 68-49	0
REBOUNDS			383	358				
Rebounds per game			34.8	32.5				
Rebounding margin			+2.3	-				
ASSISTS			142	134				
Assists per game			12.9	12.2				
TURNOVERS			117	146				
Turnovers per game			10.6	13.3				
Turnover margin			+2.6	-				
Assist/turnover ratio			1.2	0.9				
STEALS			56	50				
Steals per game			5.1	4.5				
BLOCKS			12	26				
Blocks per game			1.1	2.4				
ATTENDANCE			4515	2293				
Home games-Avg/Game			5-903	3-370				
Neutral site-Avg/Game			-	3-394				

Score by Periods		1st	2nd	3rd	4th	Totals
Fordham		210	164	156	160	690
Opponents		179	180	133	193	685

\* = Atlantic 10 Conference game  
 # = Gulf Coast Showcase (Ft. Myers, Fla.)

# 2017-18 Conference-Only Statistics & Results

RECORD:	OVERALL	HOME	AWAY	NEUTRAL
ALL GAMES	12-4	6-2	6-2	0-0
CONFERENCE	12-4	6-2	6-2	0-0
NON-CONFERENCE	0-0	0-0	0-0	0-0

#	Player	gp-gs	min	avg	Total		3-Point		F-Throw		Rebounds				pf	dq	a	to	blk	stl	pts	avg
					fg-fga	fg%	3fg-fga	3fg%	ft-fta	ft%	off	def	tot	avg								
10	CAVANAUGH, Bre	16-16	624	39.0	92-264	.348	30-112	.268	76-89	.854	23	53	76	4.8	24	0	32	25	3	21	290	18.1
05	DAVIS, G'mrice	15-15	545	36.3	106-239	.444	0-0	.000	57-80	.713	58	148	206	13.7	39	0	30	47	10	20	269	17.9
02	HOLDEN, Lauren	16-16	626	39.1	60-146	.411	36-82	.439	19-21	.905	4	27	31	1.9	32	0	38	29	0	5	175	10.9
34	GOULDING, Mary	11-10	369	33.5	37-87	.425	6-17	.353	12-19	.632	21	44	65	5.9	27	1	28	17	2	12	92	8.4
11	KLUG, Johanna	16-16	396	24.8	30-59	.508	1-7	.143	11-16	.688	23	35	58	3.6	41	1	14	32	9	6	72	4.5
0	JILLINGS, Zara	16-6	344	21.5	20-42	.476	5-14	.357	4-6	.667	18	18	36	2.3	27	1	32	18	2	4	49	3.1
20	HEREMAIA, Kendell	15-1	175	11.7	14-45	.311	11-29	.379	2-2	1.000	5	17	22	1.5	19	0	9	16	3	6	41	2.7
03	MCLOUGHLIN, Katie	2-0	4	2.0	1-1	1.000	0-0	.000	0-0	.000	0	0	0	0.0	0	0	0	1	0	0	2	1.0
23	GILLIS, Halei	13-0	154	11.8	3-19	.158	0-0	.000	7-10	.700	14	20	34	2.6	23	0	9	11	1	4	13	1.0
42	RYAN, Kristen	2-0	4	2.0	0-1	.000	0-0	.000	0-0	.000	1	0	1	0.5	1	0	0	1	0	0	0	0.0
15	KWIATKOWSKI, Ralen	4-0	5	1.3	0-2	.000	0-1	.000	0-0	.000	0	2	2	0.5	0	0	0	0	0	1	0	0.0
21	MURPHY, Lauren	2-0	4	2.0	0-0	.000	0-0	.000	0-0	.000	0	0	0	0.0	0	0	0	0	0	0	0	0.0
Team											35	41	76					10				
Total.....		16	3250		363-905	.401	89-262	.340	188-243	.774	202	405	607	37.9	233	3	192	207	30	79	1003	62.7
Opponents.....		16	3250		346-844	.410	68-215	.316	146-190	.768	115	365	480	30.0	274	6	194	212	46	75	906	56.6

TEAM STATISTICS	FOR	OPP	Date	Opponent	Score	Att.
SCORING	1003	906	* 12/31/17	GEORGE WASHINGTON	w 61-50	905
Points per game	62.7	56.6	* 01/03/18	at Massachusetts	w 62-51	364
Scoring margin	+6.1	-	* 01/06/18	SAINT LOUIS	w 66-63	1805
FIELD GOALS-ATT	363-905	346-844	* 01/10/18	DAVIDSON	w 66-58	2435
Field goal pct	.401	.410	* 01/14/18	at VCU	w 64-54	619
3 POINT FG-ATT	89-262	68-215	* 01/17/18	DAYTON	L 62-63	874
3-point FG pct	.340	.316	* 01/21/18	at Richmond	w 43-38	854
3-pt FG made per game	5.6	4.3	* 01/25/18	ST. BONAVENTURE	w 72-48	801
FREE THROWS-ATT	188-243	146-190	* 01/28/18	at George Mason	w 67-62	2380
Free throw pct	.774	.768	* 1/31/18	at Saint Louis	Lo2 85-91	4320
F-Throws made per game	11.8	9.1	* 02/04/18	RHODE ISLAND	w 76-64	935
REBOUNDS	607	480	* 2/10/18	at Davidson	w 58-45	485
Rebounds per game	37.9	30.0	* 02/13/18	LA SALLE	w 66-45	967
Rebounding margin	+7.9	-	* 2/18/18	at Dayton	L 54-79	3357
ASSISTS	192	194	** 02/21/18	at Duquesne	w 51-43	707
Assists per game	12.0	12.1	** 02/24/18	SAINT JOSEPH'S	L 50-52	2366
TURNOVERS	207	212	* = Conference game			
Turnovers per game	12.9	13.3				
Turnover margin	+0.3	-				
Assist/turnover ratio	0.9	0.9				
STEALS	79	75				
Steals per game	4.9	4.7				
BLOCKS	30	46				
Blocks per game	1.9	2.9				
ATTENDANCE	11088	13086				
Home games-Avg/Game	8-1386	8-1636				
Neutral site-Avg/Game	-	0-0				

Score by Periods	1st	2nd	3rd	4th	OT	OT2	Totals
Fordham	267	242	255	224	5	10	1003
Opponents	213	233	221	218	5	16	906

## Game One

### Fordham 80 vs. Wagner 59

Official Basketball Box Score -- Game Totals -- Final Statistics

Wagner vs Fordham  
11/09/18 7:00 pm at

Wagner 59 • 0-1

#	Player		Total		3-Ptr		Rebounds		PF	TP	A TO Blk Stl				Min
			FG-FGA	FG-FGA	FT-FTA	Off Def Tot	PF	TP							
24	Emilija Krista Grav	f	6-11	0-1	3-5	2 0 2	4	15	1	4	0	0	0	28	25
12	Joellen How	g	2-9	2-8	1-2	0 1 1	3	7	0	2	0	0	0	25	19
20	Nakylia Carter	g	2-5	1-3	1-2	1 3 4	2	6	3	2	0	0	0	30	30
22	Khaleah Edwards	g	6-10	4-7	0-1	0 5 5	1	16	1	2	1	0	0	32	32
44	Janelle Mullen	g	0-2	0-1	0-0	0 0 0	0	0	0	0	0	0	1	7	7
05	Amanda Pollard	g	2-5	2-5	0-0	0 4 4	5	6	1	0	0	0	0	21	21
04	Addie Masonius	g	1-2	0-0	0-0	0 1 1	1	2	2	0	0	0	0	11	11
10	Alayshia Dailey	g	1-1	0-0	2-3	1 1 2	2	4	5	3	0	0	1	35	35
14	Jordan Hobson	g	1-4	1-3	0-0	0 1 1	3	3	0	0	0	0	0	10	10
30	Enas Nigatu	g	0-1	0-1	0-0	0 0 0	2	0	0	1	0	0	0	6	6
Team						1 2 3			1						
Totals			21-50	10-29	7-13	5 18 23	23	59	13	15	1	2	205		

1st - FG %:	7-13	53.8%	2nd: 6-14	42.9%	3rd: 1-10	10.0%	4th: 7-13	53.8%	Game: 21-50	42.0%	Deadball	
3FG %:	2-5	40.0%	4-10	40.0%	0-6	0.0%	4-8	50.0%	10-29	34.5%	Rebounds	
FT %:	1-2	50.0%	1-1	100.0%	4-7	57.1%	1-3	33.3%	7-13	53.8%	2,2	

Fordham 80 • 1-0

#	Player		Total		3-Ptr		Rebounds		PF	TP	A TO Blk Stl				Min
			FG-FGA	FG-FGA	FT-FTA	Off Def Tot	PF	TP							
24	Kaitlyn Downey	f	4-6	0-1	4-7	3 2 5	2	12	1	0	0	1	19	19	19
34	Mary Goulding	f	4-11	0-2	2-2	1 6 7	4	10	4	3	0	2	21	21	21
02	Lauren Holden	g	2-6	1-3	4-4	2 0 2	1	9	3	1	0	3	35	35	35
10	Bre Cavanaugh	g	6-13	3-7	5-8	4 6 10	1	20	2	0	0	0	32	32	32
20	Kendell Heremaia	g	5-8	3-4	0-0	1 6 7	2	13	5	3	0	0	25	25	25
00	Zara Jillings	g	1-2	1-1	1-2	1 0 1	2	4	2	0	0	0	12	12	12
03	Katie McLoughlin	g	0-0	0-0	0-0	0 0 0	0	0	0	1	0	0	3	3	3
05	Catherine Polisano	g	1-5	1-3	0-0	1 0 1	1	3	0	1	0	0	11	11	11
14	Vilisi Tavui	g	2-3	0-0	0-0	0 1 1	0	4	1	1	0	2	10	10	10
15	Ralene Kwiatkowski	g	0-0	0-0	2-2	0 1 1	0	2	0	0	0	0	6	6	6
21	Lauren Murphy	g	0-1	0-1	0-0	0 2 2	0	0	0	0	0	0	3	3	3
32	Chloe Chaffin	g	0-2	0-0	1-2	1 2 3	1	1	1	1	0	0	10	10	10
43	Megan Jonassen	g	1-3	0-0	0-0	2 0 2	3	2	0	0	0	0	11	11	11
Team						0 0 0									
Totals			26-60	9-22	19-27	16 26 42	17	80	19	11	0	8	198		

1st - FG %:	11-18	61.1%	2nd: 4-17	23.5%	3rd: 7-18	38.9%	4th: 4-7	57.1%	Game: 26-60	43.3%	Deadball	
3FG %:	6-9	66.7%	2-4	50.0%	0-7	0.0%	1-2	50.0%	9-22	40.9%	Rebounds	
FT %:	2-2	100.0%	6-12	50.0%	6-7	85.7%	5-6	83.3%	19-27	70.4%	6,2	

Officials:

Technical fouls: Wagner-None. Fordham-None.

Attendance: 1161

2018-19 Women's Basketball. Round: 0. Fordham vs Wagner. Played at .

Score by periods	1st	2nd	3rd	4th	Total
Wagner	17	17	6	19	59
Fordham	30	16	20	14	80

## Game Three

### Fordham 55 vs. Penn State 72

Official Basketball Box Score -- Game Totals -- Final Statistics

Penn St. vs Fordham

11/14/18 7:00 pm at Rose Hill Gym (Bronx, NY)

Penn St. 72 • 2-1

#	Player		Total		3-Ptr		Rebounds		PF	TP	A TO Blk Stl				Min
			FG-FGA	FG-FGA	FT-FTA	Off Def Tot	PF	TP							
01	Alisia Smith	f	7-10	0-0	2-2	4 4 8	3	16	1	1	2	0	28	28	28
43	Bexley Wallace	g	0-0	0-0	0-0	0 0 0	1	0	0	0	0	0	4	4	4
02	Amari Carter	g	1-8	1-4	2-2	0 5 5	2	5	3	1	1	0	33	33	33
04	Siyeh Frazier	g	6-11	1-2	2-3	1 4 5	3	15	3	5	0	4	36	36	36
11	Teniyah Page	g	10-20	2-3	3-4	0 5 5	2	25	2	2	0	2	34	34	34
03	Karisma Ortiz	g	3-6	0-0	0-0	0 7 7	1	6	5	1	0	2	31	31	31
05	Kamaria McDaniel	g	1-7	0-4	0-0	0 1 1	2	2	1	0	0	0	24	24	24
22	Leah Knizner	g	0-0	0-0	0-0	0 0 0	0	0	0	1	0	0	3	3	3
24	Sam Breen	g	1-1	1-1	0-0	0 1 1	1	3	0	1	0	1	7	7	7
Team						0 0 0									
Totals			29-63	5-14	9-11	5 27 32	15	72	15	12	3	9	200		

1st - FG %:	6-16	37.5%	2nd: 10-18	55.6%	3rd: 6-15	40.0%	4th: 7-14	50.0%	Game: 29-63	46.0%	Deadball	
3FG %:	1-6	16.7%	1-2	50.0%	1-3	33.3%	2-3	66.7%	5-14	35.7%	Rebounds	
FT %:	4-5	80.0%	0-1	0.0%	3-3	100.0%	2-2	100.0%	9-11	81.8%	4,5	

Fordham 55 • 1-2

#	Player		Total		3-Ptr		Rebounds		PF	TP	A TO Blk Stl				Min
			FG-FGA	FG-FGA	FT-FTA	Off Def Tot	PF	TP							
24	Downey, Kaitlyn	f	4-15	1-6	2-3	2 9 11	2	11	2	1	0	1	35	35	35
34	Goulding, Mary	f	5-13	1-3	0-0	5 4 9	4	11	0	1	0	0	36	36	36
02	Holden, Lauren	g	1-8	1-5	0-0	0 1 1	1	3	3	4	0	0	40	40	40
10	Bre Cavanaugh	g	5-20	2-6	2-3	2 6 8	1	14	3	2	0	2	40	40	40
20	Heremaia, Kendell	g	3-5	1-1	0-0	1 2 3	4	7	1	4	0	1	16	16	16
00	Jillings, Zara	g	1-2	0-0	0-0	1 3 4	1	2	1	0	1	0	13	13	13
01	Alexa Giuliano	g	1-3	1-3	0-0	1 1 2	0	3	0	0	0	1	6	6	6
43	Jonassen, Megan	g	2-4	0-0	0-2	2 1 3	1	4	1	1	0	0	14	14	14
Team						0 0 0									
Totals			22-70	7-24	4-8	14 27 41	14	55	11	14	1	5	200		

1st - FG %:	10-20	50.0%	2nd: 7-18	38.9%	3rd: 3-16	18.8%	4th: 2-16	12.5%	Game: 22-70	31.4%	Deadball	
3FG %:	3-7	42.9%	4-9	44.4%	0-2	0.0%	0-6	0.0%	7-24	29.2%	Rebounds	
FT %:	0-1	0.0%	3-3	100.0%	0-2	0.0%	1-2	50.0%	4-8	50.0%	6	

Officials: Bruce Morris, Rod Creech, Natasha Camy

Technical fouls: Penn St.-None. Fordham-None.

Attendance: 639

2018-19 Women's Basketball. Round: 0. Fordham vs Penn St.. Played at .

Score by periods	1st	2nd	3rd	4th	Total
Penn St.	17	21	16	18	72
Fordham	23	21	6	5	55

## Game Two

### Fordham 54 at Northeastern 58

Official Basketball Box Score -- Game Totals -- Final Statistics

Fordham vs Northeastern

11/11/18 1:05 p.m. at Boston, Mass. (Cabot Center)

Fordham 54 • 1-1

#	Player		Total		3-Ptr		Rebounds		PF	TP	A TO Blk Stl				Min
			FG-FGA	FG-FGA	FT-FTA	Off Def Tot	PF	TP							
24	Downey, Kaitlyn	f	2-6	1-3	2-2	5 1 6	3	7	2	1	0	0	25	25	25
34	Goulding, Mary	f	7-16	1-3	0-0	9 3 12	4	15	2	1	0	1	40	40	40
02	Holden, Lauren	g	2-6	1-4	0-0	0 1 1	4	5	2	2	0	0	35	35	35
10	Cavanaugh, Bre	g	5-22	0-6	5-5	1 5 6	3	15	3	0	0	0	40	40	40
20	Heremaia, Kendell	g	2-8	1-5	0-0	0 4 4	4	5	2	3	0	1	22	22	22
00	Jillings, Zara	g	1-4	0-2	0-0	1 0 1	0	2	0	1	0	0	8	8	8
01	Giuliano, Alexa	g	0-5	0-4	0-0	0 0 0	0	0	0	1	0	0	11	11	11
14	Tavui, Vilisi	g	0-2	0-0	2-2	1 1 2	0	2	0	2	0	1	4	4	4
32	Chaffin, Chloe	g	0-0	0-0	0-0	0 1 1	0	0	0	1	0	0	4	4	4
43	Jonassen, Megan	g	1-1	0-0	1-2	2 3 5	1	3	0	0	0	0	11	11	11
Team						0 4 4									
Totals			20-70	4-27	10-11	19 23 42	20	54	12	11	0	5	200		

1st - FG %:	6-19	31.6%	2nd: 3-15	20.0%	3rd: 6-14	42.9%	4th: 5-22	22.7%	Game: 20-70	28.6%	Deadball
3FG %:	2-8	25.0%	0-7	0.0%	2-7	28.6%	0-5	0.0%	4-27	14.8%	Rebounds
FT %:	2-2	100.0%	2-2	100.0%	4-5	80.0%	2-2	100.0%	10-11	90.9%	1

## Game Five

### Fordham 78 vs. Ball State 70

Official Basketball Box Score -- Game Totals -- Final Statistics  
Ball State vs Fordham  
11/23/18 11:00 am at Ft. Myers, Fla.

#### Ball State 70 • 1-3

#	Player		Total		3-Ptr		Rebounds			PF	TP	A TO Blk Stl				Min
			FG-FGA	FG-FGA	FT-FTA	Off	Def	Tot								
10	DIS AGUSTSDOTTIR, T.	f	3-4	1-1	2-2	0	2	2	1	9	2	2	1	0	26	
32	BROWN, Oshlynn	f	4-9	0-0	4-5	2	9	11	3	12	2	3	2	2	32	
24	SAMZ, Jasmin	g	4-7	0-1	0-0	0	1	1	2	8	2	2	0	0	31	
30	CLEPHANE, Anna	g	4-11	0-2	1-4	1	5	6	2	9	4	1	0	1	35	
31	PENNY, Nakeya	g	4-6	0-1	0-0	1	1	2	2	8	0	1	1	0	15	
01	HAYNES, Abi	g	4-8	2-3	2-3	0	2	2	4	12	2	1	0	1	24	
02	HELGAISON, Katie	g	0-0	0-0	0-0	0	0	0	0	0	0	0	0	0	1	
05	HOWARD-BASS, Maliah	g	2-6	2-5	0-0	0	2	2	3	6	2	0	0	0	14	
21	SMITH, Blake	g	1-2	0-0	0-0	0	1	1	0	2	0	1	0	0	8	
34	WALKER, Aliyah	g	2-2	0-0	0-0	0	2	2	2	4	0	1	0	0	14	
Team						2	2	4	1							
Totals			28-55	5-13	9-14	6	27	33	20	70	14	12	4	4	200	
1st - FG %:			8-12	66.7%	2nd: 9-14	64.3%	3rd: 3-15	20.0%	4th: 8-14	57.1%	Game: 28-55	50.9%	Deadball			
3FG %:			2-3	66.7%	1-3	33.3%	0-3	0.0%	2-4	50.0%	5-13	38.5%	Rebounds			
FT %:			2-2	100.0%	2-3	66.7%	1-4	25.0%	4-5	80.0%	9-14	64.3%	0,1			

#### Fordham 78 • 3-2

#	Player		Total		3-Ptr		Rebounds			PF	TP	A TO Blk Stl				Min.
			FG-FGA	FG-FGA	FT-FTA	Off	Def	Total								
24	Kaitlyn Downey	f	2-3	1-2	0-0	0	1	1	0	5	0	0	0	0	10	
34	Mary Goulding	f	2-8	0-1	0-0	3	4	7	5	4	6	3	0	1	32	
02	Lauren Holden	g	3-12	2-9	6-6	0	3	3	1	14	1	2	0	0	39	
10	Bre Cavanaugh	g	10-23	4-11	0-0	1	2	3	0	24	1	0	0	0	38	
20	Kendell Heremaia	g	6-11	3-6	0-0	0	3	3	4	15	1	1	0	1	23	
00	Zara Jillings	g	5-8	1-2	1-2	4	4	8	1	12	5	1	0	2	28	
01	Giuliano, Alexa	g	0-3	0-2	0-0	2	1	3	1	0	0	0	0	0	10	
05	Catherine Polisano	g	0-0	0-0	0-0	0	0	0	0	0	0	0	0	0	1	
23	Gillis, Halei	g	0-0	0-0	0-0	0	0	0	1	0	0	1	0	0	3	
43	Megan Jonassen	g	2-4	0-0	0-0	2	2	4	2	4	0	0	0	1	16	
Team						4	1	5								
Totals			30-72	11-33	7-8	16	21	37	15	78	14	8	0	5	200	
1st - FG %:			6-22	27.3%	2nd: 7-17	41.2%	3rd: 9-18	50.0%	4th: 8-15	53.3%	Game: 30-72	41.7%	Deadball			
3FG %:			0-8	0.0%	5-9	55.6%	3-10	30.0%	3-6	50.0%	11-33	33.3%	Rebounds			
FT %:			1-2	50.0%	0-0	0.0%	0-0	0.0%	6-6	100.0%	7-8	87.5%	0,1			

Officials: Kevin Pethel, Angelica Suffren, Kevin Sparrock  
Technical fouls: Ball State-TEAM. Fordham-None.  
Attendance: 429

Score by periods	1st	2nd	3rd	4th	Total
Ball State	20	21	7	22	70
Fordham	13	19	21	25	78

## Game Six

### Fordham 65 vs. Washington 57

Official Basketball Box Score -- Game Totals -- Final Statistics  
Washington vs Fordham  
11/24/18 5:00 pm at Ft. Myers, Fla.

#### Washington 57 • 3-2

#	Player		Total		3-Ptr		Rebounds			PF	TP	A TO Blk Stl				Min
			FG-FGA	FG-FGA	FT-FTA	Off	Def	Tot	A			TO	Blk	Stl		
03	Henson, Mai-Loni	f	2-5	1-3	0-0	1	8	9	1	5	4	5	0	0	31	
53	Rees, Darcy	f	5-7	0-1	0-0	1	1	2	2	10	0	3	0	0	24	
04	Melgoza, Amber	g	9-20	3-7	0-0	0	4	4	0	21	1	6	0	0	36	
24	Moser, Jenna	g	2-2	1-1	0-0	0	3	3	4	5	3	1	0	1	28	
44	Peterson, Missy	g	4-8	1-5	0-0	0	4	4	4	9	0	1	1	0	31	
01	Johnson, Hannah		0-3	0-1	0-0	0	1	1	0	0	0	2	0	0	8	
15	Van Dyke, Haley		1-1	0-0	0-0	1	0	1	2	2	1	1	0	0	11	
20	Rooks, Khayla		1-2	1-2	0-0	0	3	3	0	3	1	2	1	0	15	
25	Watkins, T.T.		1-1	0-0	0-0	0	0	0	1	2	0	0	0	0	8	
35	Griggsby, Alexis		0-1	0-1	0-0	0	0	0	3	0	0	0	0	0	8	
Team						2	3	5								
Totals			25-50	7-21	0-0	5	27	32	17	57	10	21	2	1	200	
1st - FG %:			8-13	61.5%	2nd: 3-11	27.3%	3rd: 5-12	41.7%	4th: 9-14	64.3%	Game: 25-50	50.0%	Deadball			
3FG %:			4-6	66.7%	0-5	0.0%	1-4	25.0%	2-6	33.3%	7-21	33.3%	Rebounds			
FT %:			0-0	0.0%	0-0	0.0%	0-0	0.0%	0-0	0.0%	0-0	0.0%	0,1			

#### Fordham 65 • 4-2

#	Player		Total		3-Ptr		Rebounds			PF	TP	A TO Blk Stl				Min
			FG-FGA	FG-FGA	FT-FTA	FT-FTA	Off	Def	Tot			A	TO	Blk	Stl	
24	Kaitlyn Downey	f	1-4	0-0	0-0	0	0	0	0	2	0	0	0	0	8	
34	Mary Goulding	f	4-11	0-3	0-0	3	2	5	0	8	3	1	0	1	37	
02	Lauren Holden	g	3-12	2-7	1-2	2	2	4	2	9	2	2	0	2	38	
10	Bre Cavanaugh	g	7-19	4-11	7-9	1	3	4	1	25	2	0	0	4	38	
20	Kendell Heremaia	g	6-13	1-5	0-0	3	7	10	1	13	3	4	0	1	30	
00	Zara Jillings		3-4	0-1	0-0	1	0	1	4	6	3	1	0	1	28	
01	Giuliano, Alexa		1-1	0-0	0-0	1	0	1	0	2	0	0	0	1	4	
23	Gillis, Halei		0-0	0-0	0-0	1	1	2	0	0	0	0	0	0	3	
43	Megan Jonassen		0-3	0-0	0-2	1	3	4	2	0	0	0	0	0	14	
Team						3	2	5								
Totals				25-67	7-27	8-13	16	20	36	10	65	13	8	0	10	200

Officials: Brian Garland, Starr Jefferson, Jody Cantrell  
Technical fouls: Washington-None. Fordham-None.  
Attendance: 753

Score by periods	1st	2nd	3rd	4th	Total
Washington	20	6	11	20	57
Fordham	17	14	19	15	65

## Game Seven

### Fordham 54 vs. #10/9 Texas 72

Official Basketball Box Score -- Game Totals -- Final Statistics  
Texas vs Fordham  
11/25/18 7:30 pm at Ft. Myers, Fla.

#### Texas 72 • 6-0

#	Player		Total		3-Ptr		Rebounds			PF	TP	A TO Blk Stl				Min	
			FG	FGA	FG	FGA	FT	FTA	Off			Def	Tot	A	TO		Blk
40	White, Jatarie	f	7	13	0	0	2	2	3	5	0	16	1	2	0	0	26
01	Sutton, Sug	g	7	11	2	4	1	2	5	7	0	17	3	2	0	0	30
03	Williams, Danni	g	1	8	1	3	2	1	2	3	2	5	2	0	0	1	28
12	Underwood, Jada	g	2	3	0	0	0	1	1	2	0	4	3	1	0	1	24
31	Warren, Audrey	g	1	5	1	4	4	3	1	4	1	7	1	1	0	2	27
04	Littleton, Destiny	g	3	6	2	4	2	3	5	7	2	10	1	3	0	1	23
11	Allen-Taylor, Joanne	g	0	1	0	1	1	2	2	3	3	1	0	0	0	2	16
14	Aborowa, Olamide	g	0	1	0	0	1	2	2	3	0	1	1	0	0	0	12
35	Collier, Charli	g	4	7	0	1	3	3	0	2	2	3	11	0	2	0	14
Team								2	1	3							
Totals				25-55	6-17	16-22	16	23	39	11	72	12	11	0	8	2	200
1st - FG %:			8-15	53.3%	2nd: 7-17	41.2%	3rd: 5-11	45.5%	4th: 5-12	41.7%	Game: 25-55			45.5%	Deadball		
3FG %:			2-3	66.7%	0-2	0.0%	0-2	0.0%	1-5	20.0%	6-17			35.3%	Rebounds		
FT %:			4-4	100.0%	0-0	0.0%	4-6	66.7%	8-12	66.7%	16-22			72.7%	3		

#### Fordham 54 • 4-3

#	Player		Total		3-Ptr		Rebounds			PF	TP	A TO Blk Stl				Min
			FG-FGA	FG-FGA	FT-FTA	Off	Def	Total	A			TO	Blk	Stl		
24	Kaitlyn Downey	f	2-6	1-3	0-0	1	1	2	2	5	1	1	0	0	20	
24	Mary Goulding	f	4-6	1-1	0-0	1	1	2	1	9	2	0	0	0	24	
02	Lauren Holden	g	1-5	1-4	0-0	0	1	1	2	3	3	3	0	0	36	
10	Bre Cavanaugh	g	7-15	3-9	1-2	0	3	3	1	18	3	2	0	1	36	
20	Kendell Heremaia	g	5-10	3-5	4-4	0	6	4	17	4	3	0	0	36		
00	Zara Jillings		1-4	0-3	0-0	0	0	0	2	2	1	1	0	15		
01	Giuliano,Alexa		0-1	0-1	0-0	0	0	0	0	0	1	1	0	5		
03	Katie Mccloughlin		0-0	0-0	0-0	0	0	0	0	0	0	0	0	2		
05	Catherine Polisano		0-0	0-0	0-0	0	0	0	1	0	0	0	0	5		
14	Vilisi Tavui		0-0	0-0	0-0	0	0	0	1	0	0	0	0	6		
21	Lauren Murphy		0-0	0-0	0-0	0	0	0	0	0	0	0	0	1		
23	Gillis,Halei		0-0	0-0	0-0	1	1	2	1	0	2	0	0	6		
43	Megan Jonassen		0-0	0-0	0-0	0	0	0	1	0	0	0	0	8		
	Team					1	2	3								
	Totals		20-47	9-26	5-6	4	15	19	16	54	14	13	0	1	200	

## Game Nine

### Fordham 65 vs. Manhattan 61

Official Basketball Box Score -- Game Totals -- Final Statistics  
Manhattan vs Fordham  
12/01/18 2:00 pm at Rose Hill Gym (Bronx, N.Y.)

Manhattan 61 • 1-5

#	Player		Total		3-Ptr		Rebounds			PF	TP	A TO Blk Stl				Min
			FG-FGA	FG-FGA	FT-FTA	Off	Def	Tot	PF			TP	A	TO	Blk	
14	Candela Abeja	f	2-4	1-1	2-2	0	3	3	5	7	1	2	0	1	17	
24	Tuuli Menna	f	4-7	0-0	2-2	2	3	5	5	10	1	0	0	0	23	
22	Courtney Warley	c	2-6	0-0	2-2	0	7	7	1	6	1	2	1	2	32	
01	D'yona Davis	g	0-3	0-0	0-0	0	1	1	2	0	0	1	0	1	9	
02	Gabby Cajou	g	3-11	0-3	0-0	0	2	2	1	6	0	4	0	0	39	
00	Kania Pollock		0-2	0-0	0-0	1	0	1	1	0	0	0	0	0	3	
05	Lynette Tait		6-7	0-0	3-3	1	3	4	4	15	2	1	0	0	25	
10	Sini Makela		3-6	1-3	1-1	0	0	0	2	8	1	0	0	0	24	
12	Julie Hoier		3-6	0-2	1-2	2	1	3	0	7	3	3	0	2	23	
13	Lizahya Morgan		0-0	0-0	0-0	0	0	0	0	0	0	0	0	0	3	
20	Nyala Pendergrass		0-0	0-0	0-0	1	0	1	0	0	0	0	0	0	0+	
25	Pamela Miceus		1-2	0-0	0-0	0	0	0	0	2	0	0	0	0	2	
Team						0	0	0								
Totals			24-54	2-9	11-12	7	20	27	21	61	9	13	1	6	200	
1st- FG %: 5-16 31.3% 2nd: 10-14 71.4% 3rd: 5-13 35.7% 4th: 4-10 40.0% Game: 24-54 44.4% Deadball																
3FG %: 1-3 33.3% 1-2 50.0% 0-3 0.0% 0-1 0.0% 2-9 22.2% Rebounds																
FT %: 2-2 100.0% 2-2 100.0% 2-2 100.0% 0-0 0.0% 2-9 22.2%																

Fordham 65 • 5-4

#	Player		Total		3-Ptr	Rebounds			PF	TP					Min	
			FG-FGA	FG-FGA	FT-FTA	Off	Def	Tot			A	TO	Blk	Stl		
34	Mary Goulding	f	3-8	1-3	2-2	1	4	5	4	9	0	3	1	1	32	
00	Zara Jillings	g	3-4	0-0	0-0	0	0	0	2	6	1	0	0	0	28	
02	Lauren Holden	g	2-7	2-5	2-2	0	3	3	1	8	1	1	0	0	40	
10	Bre Cavanaugh	g	9-22	1-6	8-11	2	9	11	1	27	3	3	0	2	40	
20	Kendell Heremaia	g	2-7	1-2	2-2	3	2	5	4	7	5	2	0	0	29	
23	Halei Gillis		0-0	0-0	0-0	0	1	1	0	0	0	0	0	0	3	
24	Kaitlyn Downey		1-2	1-2	1-2	1	1	2	0	4	0	0	0	1	10	
43	Megan Jonassen		2-4	0-0	0-0	2	2	4	2	4	0	0	0	1	18	
Team						0	0	0								
Totals				22-54	6-18	15-19	9	22	31	14	65	10	9	1	5	200
1st - FG %: 4-13		30.8%	2nd: 9-14		64.3%	3rd: 2-12		16.7%	4th: 7-15		46.7%	Game: 22-54		40.7%	Deadball Rebounds	
3FG %: 1-4		25.0%	2-6		33.3%	1-4		25.0%	2-4		50.0%	6-18		33.3%		
FT %: 6-7		85.7%	3-3		100%	6-6		100%	5-6		83.3%	17-19		89.5%		

Officials: Bryan Enterline, Teresa Stuck, Lauren Niemiera  
Technical fouls: Manhattan-None. Fordham-None.  
Attendance: 798

2018-19 Women's Basketball. Round: 0. Fordham vs Manhattan. Played at .

Score by periods	1st	2nd	3rd	4th	Total
Manhattan	13	22	12	14	61
Fordham	13	22	9	21	65

## Game Ten

### Fordham 62 at Pittsburgh 65

Official Basketball Box Score -- Game Totals -- Final Statistics  
Fordham vs Pitt  
12/5/18 7:00 pm at Petersen Events Center (Pittsburgh, PA)

Fordham 62 • (5-5)

#	Player		Total		3-Ptr		Rebounds			PF	TP	A TO Blk Stl				Min
			FG-FGA	FG-FGA	FT-FTA	Off	Def	Total	Off			Def	Total			
34	Mary Goulding	f	3-8	2-3	0-0	4	5	9	2	8	5	4	1	2	37	
00	Zara Jillings	g	1-3	0-1	0-0	1	1	2	1	2	1	1	0	0	12	
02	Lauren Holden	g	3-13	3-11	0-0	0	1	1	0	9	3	1	0	0	39	
10	Bre Cavanaugh	g	7-15	4-8	0-0	0	4	4	4	18	1	1	1	0	36	
20	Kendell Heremaia	g	4-8	1-5	0-0	0	1	2	3	9	4	1	1	0	33	
01	Alexa Giuliano		1-2	1-2	0-0	1	1	2	0	3	0	0	0	0	3	
23	Halei Gillis		1-2	0-0	0-0	1	0	1	1	2	1	1	1	0	4	
24	Kaitlyn Downey		0-3	0-1	0-0	2	0	2	0	0	0	0	0	1	8	
43	Megan Jonassen		5-7	0-0	1-2	3	2	5	1	11	0	2	3	0	28	
Team						1	3	4								
Totals				25-61	11-31	1-2	14	18	32	12	62	15	12	7	3	200
1st - FG %: 8-19 42.1%			2nd: 8-14 57.1%			3rd: 3-16 18.8%			4th: 6-17 50.0%			Game: 25-61 41.0%			Deadball Rebounds	
3FG %: 2-9 22.2%			4-7 57.1%			2-8 25.0%			3-7 42.9%			11-31 35.5%				
FT %: 0-0 0.0%			0-0 0.0%			0-0 0.0%			0-0 0.0%			0-0 0.0%				

1st - FG %: 8-19 42.1% 2nd: 8-14 57.1% 3rd: 3-16 18.8% 4th: 6-12 50.0% Game: 25-61 41.0% Deadball  
3FG %: 1-3 33.3% 4-7 57.1% 2-8 25.0% 3-7 42.9% 11-31 35.5% Rebounds  
FT %: 2-2 100.0% 0-0 0.0% 0-0 0.0% 0-0 0.0% 1-2 50.0% 1

Pitt 65 • (6-4)

01	Garven, Danielle	f	8-13	0-0	0-0	0	3	9	2	16	2	3	1	0	32	
11	Judkins, Cara	c	3-10	0-0	2-2	4	4	8	1	8	1	1	0	0	21	
03	Whitney, Jasmine	g	6-9	0-1	6-6	0	3	3	0	18	2	2	0	0	33	
04	Walsh, Cassidy	g	1-7	1-4	0-0	0	0	0	2	3	3	1	0	0	34	
13	Nelson, Kyla	g	1-2	1-2	0-0	0	1	1	0	3	0	1	0	0	12	
00	Knight, Jahsyni		0-1	0-0	0-0	0	0	0	0	0	0	1	0	0	11	
10	Prapa, Ismini		1-1	0-0	0-0	0	0	0	1	2	0	0	0	0	3	
14	Bradley, Kauai		4-7	3-5	2-4	1	4	5	3	13	0	1	0	2	34	
22	Henry, Jaala		1-2	0-0	0-0	0	1	1	0	2	0	0	0	0	3	
32	Walters, Kalista		0-0	0-0	0-0	1	3	4	2	0	2	2	3	0	17	
Team						3	1	4								
Totals				25-52	5-12	10-12	9	22	31	11	65	10	12	4	4	200
1st FG %: 5-12 41.7% 2nd: 8-16 50.0% 3rd: 6-13 46.2% 4th: 6-11 54.5% 5th: 5-12 41.7% 6th: 2-5 40.0% 7th: 2-5 40.0% 8th: 1-2 50.0% 9th: 4-10 40.0% 10th: 10-12 83.3%																
3FG %: 1-1 100.0% FT %: 3-4 75.0%															Rebounds 2	
Officials: Billy Gentry, Doug Marshall, Mark Mandow, Courtney																

Officials: Billy Smith, Dawn Marsh, Meadow Overstreet  
Technical fouls: Fordham-None. Pitt-None.  
Attendance: 569

Score by periods	1st	2nd	3rd	4th	Total
Fordham	19	20	8	15	62
Pitt	14	20	15	16	65

## Game Eleven

### Fordham 68 vs. Columbia 49



Official Basketball Box Score -- Game Totals -- Final Statistics  
Columbia vs Fordham  
12/11/18 6:00 pm at Rose Hill Gym (Bronx, NY)



Columbia 49 • 2-8

#	Player	Total		3-Ptr	Rebounds			PF	TP	A TO Blk Stl				Min	
		FG-FGA	FG-FGA	FT-FTA	Off	Def	Tot								
20	Sienna Durr	f	8-17	1-3	2-3	0	5	5	5	19	1	1	2	0	37
23	Lilian Kennedy	f	1-3	0-0	0-0	1	1	2	0	2	0	0	0	0	14
00	Imani Whittington	g	2-2	1-1	0-0	0	1	1	2	5	1	2	0	0	14
01	Janiya Clemmons	g	4-10	0-2	1-2	2	2	4	2	9	1	2	0	0	34
02	Madison Hardy	g	2-8	1-6	0-0	2	3	5	2	5	0	2	0	1	29
05	Riley Casey		0-2	0-2	1-2	0	0	0	0	1	1	1	0	1	19
10	Andrea McCormick		0-0	0-0	0-0	0	0	0	0	0	0	0	0	0	1
11	Sydney Brown		1-4	0-1	0-0	4	3	7	2	2	0	1	0	0	15
13	Mikayla Markham		3-7	0-2	0-0	0	1	1	3	6	6	1	0	0	28
25	Stephanie Flynn		0-0	0-0	0-0	0	0	0	1	0	0	0	0	0	3
32	Madison Pack		0-1	0-1	0-0	1	0	1	0	0	0	0	0	0	3
33	Abby Lee		0-1	0-0	0-0	0	0	0	1	0	0	1	0	0	3
Team						0	0	0							
Totals			21-55	3-18	4-7	10	16	26	18	49	10	12	2	2	200
1st FG %: 5-11 45.5% 2nd: 5-12 41.7% 3rd: 6-13 46.2% 4th: 5-19 26.3% Game: 21-55 38.2% Deadball															
3FG %: 1-1 100.0% 1-4 25.0% 1-3 33.3% 0-10 0.0% 3-18 16.7% Rebounds															
FT %: 0-0 0.0% 2-4 50.0% 1-2 50.0% 5-9 55.6% 5-13 38.5%															

Fordham 68 • 6-5

#	Player	Total		3-Ptr		Rebounds			PF	TP	A TO Blk Stl				Min
		FG-FGA	FG-FGA	FT-FTA	Off	Def	Tot								
24	Kaitlyn Downey	f	3-6	1-1	0-0	2	3	5	3	7	2	1	0	0	21
34	Mary Goulding	f	6-9	2-2	0-0	0	4	4	1	14	2	1	0	1	28
02	Lauren Holden	g	5-9	2-5	0-0	1	1	2	1	12	1	3	0	0	38
10	Bre Cavanaugh	g	6-10	1-4	6-8	2	2	4	0	19	2	1	1	3	38
20	Kendell Heremaia	g	2-9	0-4	0-0	1	3	4	0	4	4	2	0	1	25
00	Zara Jillings		3-5	0-1	0-2	3	5	8	1	6	3	0	0	0	22
01	Alexa Giuliano		0-0	0-0	0-0	0	0	0	0	0	0	0	0	0	3
03	Katie McLoughlin		1-1	0-0	0-1	0	1	1	1	2	0	0	0	0	5
04	Catherine Polisano		0-0	0-0	0-0	0	0	0	0	0	0	0	0	0	2
15	Vilisi Tavui		0-1	0-0	0-0	0	0	0	0	0	0	0	0	0	3
23	Halei Gillis		0-0	0-0	0-0	0	0	0	0	0	1	1	0	0	2
43	Megan Jonassen		2-2	0-0	0-2	1	4	5	3	4	0	1	0	1	13
	Team					0	0	0							
Totals			28-52	6-17	6-13	10	23	33	10	68	15	10	1	6	200

1st - FG %: 12-17 70.6% 2nd: 5-12 41.7% 3rd: 8-12 66.7% 4th: 3-11 27.3% Game: 28-52 53.8% Deadball  
3FG %: 3-7 42.9% 1-3 33.3% 2-3 66.7% 0-4 0.0% 6-17 35.3% Rebounds  
FT %: 0-0 0.0% 0-2 0.0% 3-4 75.0% 3-7 42.9% 6-13 46.2% 4

Officials: Mark Resch, Maggie Tieman, Karen Praeto  
Technical fouls: Columbia-None. Fordham-None.

Attendance: 2018-19 Women's Basketball. Round: 0. Columbia vs Fordham. Played at .

Score by periods	1st	2nd	3rd	4th	Total
Columbia	11	12	15	11	49
Fordham	27	11	21	9	68

## 2018-19 Game-By-Game Comparison

Opponent	1st	2nd	Score	Mar	Total FG	FG Pct	3-Pointers	3FG Pct	Free Throws	FT Pct	Rebounds	Assist	T/Over	Block	Steal	Fouls
WAGNER	46/34	34/25	80-59	+21	26-60/21-50	.433/.420	9-22/10-29	.409/.345	19-27/7-13	.704/.538	42/23 +19	19/13	11/15	0/1	8/2	17/23
Northeastern	24/21	30/37	54-58	(4)	20-70/18-54	.286/.333	4-27/3-14	.148/.214	10-11/19-24	.909/.792	42/46 (4)	12/14	11/15	0/4	5/4	20/16
PENN ST.	44/38	11/34	55-72	(17)	22-70/29-63	.314/.460	7-24/5-14	.292/.357	4-8/9-11	.500/.818	41/32 +9	11/15	15/12	1/3	5/9	14/15
CHARLOTTE	29/36	42/28	71-64	+7	27-65/29-67	.415/.433	4-21/2-10	.190/.200	13-18/4-6	.722/.667	36/29 +7	10/19	7/12	2/1	4/4	9/17
Ball State	32/41	46/29	78-70	+8	30-72/28-55	.417/.509	11-33/5-13	.333/.385	7-8/9-14	.875/.643	37/33 +4	14/14	8/12	0/4	5/4	15/20
Washington	31/26	34/31	65-57	+8	25-67/25-50	.373/.500	7-27/7-21	.259/.333	8-13/0-0	.615/.000	36/32 +4	13/10	8/21	0/2	10/1	10/17
Texas	28/39	26/33	54-72	(18)	20-47/25-55	.426/.455	9-26/6-17	.346/.353	5-6/16-22	.833/.727	19/39 (20)	14/12	13/11	0/0	1/8	16/11
Georgetown	28/32	10/26	38-58	(20)	14-53/21-53	.264/.396	5-24/5-17	.208/.294	5-8/11-16	.625/.688	34/40 (6)	9/8	13/11	0/4	4/6	15/17
MANHATTAN	35/35	30/26	65-61	+4	22-54/24-54	.407/.444	6-18/2-9	.333/.222	15-19/11-12	.789/.917	31/27 +4	10/9	9/13	1/1	5/6	14/21
Pitt	39/34	23/31	62-65	(3)	25-61/25-52	.410/.481	11-31/5-12	.355/.417	1-2/10-12	.500/.833	32/31 +1	15/10	12/12	7/4	3/4	12/11
COLUMBIA	38/23	30/26	68-49	+19	28-52/21-55	.538/.382	6-17/3-18	.353/.167	6-13/4-7	.462/.571	33/26 +7	15/10	10/12	1/2	6/2	10/18

Note: Game totals are displayed in the format TEAM/OPPONENT for each category

## 2018-19 Team Game-by-Game Statistics

				Total		3-Pointers		Free throws		Rebounds											
Opponent	Date	Score		fg-fga	pct	3fg-fga	pct	ft-fla	pct	off	def	tot	avg	pf	a	t/o	blk	stl	pts	avg	
WAGNER	11/09/18	80-59	W	26-60	.433	9-22	.409	19-27	.704	16	26	42	42.0	17	19	11	0	8	80	80.0	
at Northeastern	11/11/18	54-58	L	20-70	.286	4-27	.148	10-11	.909	19	23	42	42.0	20	12	11	0	5	54	67.0	
PENN ST.	11/14/18	55-72	L	22-70	.314	7-24	.292	4-8	.500	14	27	41	41.7	14	11	15	1	5	55	63.0	
CHARLOTTE	11/18/18	71-64	W	27-65	.415	4-21	.190	13-18	.722	15	21	36	40.2	9	10	7	2	4	71	65.0	
vs Ball State	11/23/18	78-70	W	30-72	.417	11-33	.333	7-8	.875	16	21	37	39.6	15	14	8	0	5	78	67.6	
vs Washington	11/24/18	65-57	W	25-67	.373	7-27	.259	8-13	.615	16	20	36	39.0	10	13	8	0	10	65	67.2	
vs Texas	11/25/18	54-72	L	20-47	.426	9-26	.346	5-6	.833	4	15	19	36.1	16	14	13	0	1	54	65.3	
at Georgetown	11/29/18	38-58	L	14-53	.264	5-24	.208	5-8	.625	5	29	34	35.9	15	9	13	0	4	38	61.9	
MANHATTAN	12/01/18	65-61	W	22-54	.407	6-18	.333	15-19	.789	9	22	31	35.3	14	10	9	1	5	65	62.2	
at Pitt	12/5/18	62-65	L	25-61	.410	11-31	.355	1-2	.500	14	18	32	35.0	12	15	12	7	3	62	62.2	
COLUMBIA	12/11/18	68-49	W	28-52	.538	6-17	.353	6-13	.462	10	23	33	34.8	10	15	10	1	6	68	62.7	
Fordham		690		259-671	.386	79-270	.293	93-133	.699	138	245	383	34.8	152	142	117	12	56	690	62.7	
Opponents		685		266-608	.438	53-174	.305	100-137	.730	96	262	358	32.5	186	134	146	26	50	685	62.3	

Games played: 11  
Points/game: 62.7  
FG Pct: 38.6  
3FG Pct: 29.3  
FT Pct: 69.9

Rebounds/game: 34.8  
Assists/game: 12.9  
Turnovers/game: 10.6  
Assist/turnover ratio: 1.2  
Steals/game: 5.1  
Blocks/game: 1.1

## 2018-19 Team Game-by-Game Highs

Opponent	Date	Score	Points	Rebounds	Assists	Steals	Blocked shots
WAGNER	11/09/18	80-59	20-Bre Cavanaugh	10-Bre Cavanaugh	5-Kendell Heremaia	3-Lauren Holden	None
at Northeastern	11/11/18	54-58	15-CAVANAUGH, Bre GOULDING, Mary	12-GOULDING, Mary	3-CAVANAUGH, Bre	2-Alexa Giuliano	None
PENN ST.	11/14/18	55-72	14-Bre Cavanaugh	11-Kaitlyn Downey	3-Lauren Holden Bre Cavanaugh	2-Bre Cavanaugh	1-Zara Jillings
CHARLOTTE	11/18/18	71-64	20-Bre Cavanaugh	12-Mary Goulding	3-Kendell Heremaia	1-Lauren Holden Kendell Heremaia Kaitlyn Downey Mary Goulding	2-Mary Goulding
vs Ball State	11/23/18	78-70	24-Bre Cavanaugh	8-Zara Jillings	6-Mary Goulding	2-Zara Jillings	None
vs Washington	11/24/18	65-57	25-Bre Cavanaugh	10-Kendell Heremaia	3-Kendell Heremaia Mary Goulding Zara Jillings	4-Bre Cavanaugh	None
vs Texas	11/25/18	54-72	18-Bre Cavanaugh	6-Kendell Heremaia	4-Kendell Heremaia	1-Bre Cavanaugh	None
at Georgetown	11/29/18	38-58	10-Bre Cavanaugh	8-Zara Jillings	3-Zara Jillings	2-Kendell Heremaia	None
MANHATTAN	12/01/18	65-61	27-Bre Cavanaugh	11-Bre Cavanaugh	5-Kendell Heremaia	2-Bre Cavanaugh	1-Mary Goulding
at Pitt	12/5/18	62-65	18-Bre Cavanaugh	9-Mary Goulding	5-Mary Goulding	2-Mary Goulding	3-Megan Jonassen
COLUMBIA	12/11/18	68-49	19-Bre Cavanaugh	8-Zara Jillings	4-Kendell Heremaia	3-Bre Cavanaugh	1-Bre Cavanaugh

## 2018-19 Opponent Game-by-Game Statistics

Opponent	Date	Score		Total		3-Pointers		Free throws		Rebounds				pf	a	t/o	blk	stl	pts	avg
				fg-fga	pct	3fg-fga	pct	ft-fa	pct	off	def	tot	avg							
WAGNER	11/09/18	80-59	W	21-50	.420	10-29	.345	7-13	.538	5	18	23	23.0	23	13	15	1	2	59	59.0
at Northeastern	11/11/18	54-58	L	18-54	.333	3-14	.214	19-24	.792	15	31	46	34.5	16	14	15	4	4	58	58.5
PENN ST.	11/14/18	55-72	L	29-63	.460	5-14	.357	9-11	.818	5	27	32	33.7	15	15	12	3	9	72	63.0
CHARLOTTE	11/18/18	71-64	W	29-67	.433	2-10	.200	4-6	.667	12	17	29	32.5	17	19	12	1	4	64	63.2
vs Ball State	11/23/18	78-70	W	28-55	.509	5-13	.385	9-14	.643	6	27	33	32.6	20	14	12	4	4	70	64.6
vs Washington	11/24/18	65-57	W	25-50	.500	7-21	.333	0-0	.000	5	27	32	32.5	17	10	21	2	1	57	63.3
vs Texas	11/25/18	54-72	L	25-55	.455	6-17	.353	16-22	.727	16	23	39	33.4	11	12	11	0	8	72	64.6
at Georgetown	11/29/18	38-58	L	21-53	.396	5-17	.294	11-16	.688	6	34	40	34.2	17	8	11	4	6	58	63.8
MANHATTAN	12/01/18	65-61	W	24-54	.444	2-9	.222	11-12	.917	7	20	27	33.4	21	9	13	1	6	61	63.4
at Pitt	12/5/18	62-65	L	25-52	.481	5-12	.417	10-12	.833	9	22	31	33.2	11	10	12	4	4	65	63.6
COLUMBIA	12/11/18	68-49	W	21-55	.382	3-18	.167	4-7	.571	10	16	26	32.5	18	10	12	2	2	49	62.3
Opponents		685		266-608	.438	53-174	.305	100-137	.730	96	262	358	32.5	186	134	146	26	50	685	62.3
Fordham		690		259-671	.386	79-270	.293	93-133	.699	138	245	383	34.8	152	142	117	12	56	690	62.7

Games played: 11

Points/game: 62.3

FG Pct: 43.8

3FG Pct: 30.5

FT Pct: 73.0

Rebounds/game: 32.5

Assists/game: 12.2

Turnovers/game: 13.3

Assist/turnover ratio: 0.9

Steals/game: 4.5

Blocks/game: 2.4

## 2018-19 Points-Rebounds-Assists

Opponent	Date	Score	JILLINGS,Z	GIULIANO,A	HOLDEN,LAU	MCCLOUGHLIN	POLISANO,C	CAVANAUGH,	TAVUI,VILI
WAGNER	11/09/18	80-59 w	4-1-2	DNP	9-2-3	0-0-0	3-1-0	20-10-2	4-1-1
at Northeastern	11/11/18	54-58 L	2-1-0	0-0-0	5-1-2	DNP	DNP	15-6-3	2-2-0
PENN ST.	11/14/18	55-72 L	2-4-1	3-2-0	3-1-3	DNP	DNP	14-8-3	DNP
CHARLOTTE	11/18/18	71-64 w	7-2-2	0-1-0	7-3-1	DNP	2-0-0	20-6-2	0-0-0
vs Ball State	11/23/18	78-70 w	12-8-5	0-3-0	14-3-1	DNP	0-0-0	24-3-1	DNP
vs Washington	11/24/18	65-57 w	6-1-3	2-1-0	9-4-2	DNP	DNP	25-4-2	DNP
vs Texas	11/25/18	54-72 L	2-0-1	0-0-0	3-1-3	0-0-0	0-0-0	18-3-3	0-0-0
at Georgetown	11/29/18	38-58 L	8-8-3	0-0-0	8-0-1	DNP	2-1-1	10-7-2	0-0-0
MANHATTAN	12/01/18	65-61 w	6-0-1	DNP	8-3-1	DNP	DNP	27-11-3	DNP
at Pitt	12/5/18	62-65 L	2-2-1	3-2-0	9-1-3	DNP	DNP	18-4-1	DNP
COLUMBIA	12/11/18	68-49 w	6-8-3	0-0-0	12-2-1	2-1-0	0-0-0	19-4-2	0-0-0

Opponent	Date	Score	15 KWIATKOWSK	20 HEREMAIA,K	21 MURPHY,LAU	23 GILLIS,HAL	24 DOWNEY,KAI	32 CHAFFIN,CH	34 GOULDING,M
WAGNER	11/09/18	80-59 w	2-1-0	13-7-5	0-2-0	DNP	12-5-1	1-3-1	10-7-4
at Northeastern	11/11/18	54-58 L	DNP	5-4-2	DNP	DNP	7-6-2	0-1-1	15-12-2
PENN ST.	11/14/18	55-72 L	DNP	7-3-1	DNP	DNP	11-11-2	DNP	11-9-0
CHARLOTTE	11/18/18	71-64 w	DNP	14-3-3	DNP	DNP	2-3-1	DNP	16-12-1
vs Ball State	11/23/18	78-70 w	DNP	15-3-1	DNP	0-0-0	5-1-0	DNP	4-7-6
vs Washington	11/24/18	65-57 w	DNP	13-10-3	DNP	0-2-0	2-0-0	DNP	8-5-3
vs Texas	11/25/18	54-72 L	DNP	17-6-4	0-0-0	0-2-0	5-2-1	DNP	9-2-2
at Georgetown	11/29/18	38-58 L	DNP	4-3-1	DNP	0-0-0	2-7-0	DNP	DNP
MANHATTAN	12/01/18	65-61 w	DNP	7-5-5	DNP	0-1-0	4-2-0	DNP	9-5-0
at Pitt	12/5/18	62-65 L	DNP	9-2-4	DNP	2-1-1	0-2-0	DNP	8-9-5
COLUMBIA	12/11/18	68-49 w	DNP	4-4-4	DNP	0-0-1	7-5-2	DNP	14-4-2

Opponent	Date	Score	43 JONASSEN,M
WAGNER	11/09/18	80-59 w	2-2-0
at Northeastern	11/11/18	54-58 L	3-5-0
PENN ST.	11/14/18	55-72 L	4-3-1
CHARLOTTE	11/18/18	71-64 w	3-6-0
vs Ball State	11/23/18	78-70 w	4-4-0
vs Washington	11/24/18	65-57 w	0-4-0
vs Texas	11/25/18	54-72 L	0-0-0
at Georgetown	11/29/18	38-58 L	4-5-1
MANHATTAN	12/01/18	65-61 w	4-4-0
at Pitt	12/5/18	62-65 L	11-5-0
COLUMBIA	12/11/18	68-49 w	4-5-0

# 2018-19 Team/Opponent Highs/Lows

Fordham - TEAM GAME HIGHS			Opponent - GAME HIGHS		
POINTS	80	WAGNER (11/09/18)	POINTS	72	vs Texas (11/25/18)
	78	vs Ball State (11/23/18)		72	PENN ST. (11/14/18)
	71	CHARLOTTE (11/18/18)		70	vs Ball State (11/23/18)
	68	COLUMBIA (12/11/18)		65	at Pitt (12/5/18)
	65	MANHATTAN (12/01/18)		64	CHARLOTTE (11/18/18)
	65	vs Washington (11/24/18)		29	CHARLOTTE (11/18/18)
FIELD GOALS MADE	30	vs Ball State (11/23/18)	FIELD GOALS MADE	29	PENN ST. (11/14/18)
	28	COLUMBIA (12/11/18)		67	CHARLOTTE (11/18/18)
FIELD GOAL ATTEMPTS	72	vs Ball State (11/23/18)	FIELD GOAL ATTEMPTS	63	PENN ST. (11/14/18)
	70	PENN ST. (11/14/18)		.509 (28-55)	vs Ball State (11/23/18)
	70	at Northeastern (11/11/18)	FIELD GOAL PERCENTAGE	.500 (25-50)	vs Washington (11/24/18)
FIELD GOAL PERCENTAGE	.538 (28-52)	COLUMBIA (12/11/18)	3 PT FIELD GOALS MADE	10	WAGNER (11/09/18)
	.433 (26-60)	WAGNER (11/09/18)		7	vs Washington (11/24/18)
3 PT FIELD GOALS MADE	11	at Pitt (12/5/18)	3 PT FG ATTEMPTS	29	WAGNER (11/09/18)
	11	vs Ball State (11/23/18)		21	vs Washington (11/24/18)
3 PT FG ATTEMPTS	33	vs Ball State (11/23/18)	3 PT FG PERCENTAGE	.417 (5-12)	at Pitt (12/5/18)
	31	at Pitt (12/5/18)		.385 (5-13)	vs Ball State (11/23/18)
3 PT FG PERCENTAGE	.409 (9-22)	WAGNER (11/09/18)	FREE THROWS MADE	19	at Northeastern (11/11/18)
	.355 (11-31)	at Pitt (12/5/18)		16	vs Texas (11/25/18)
FREE THROWS MADE	19	WAGNER (11/09/18)	FREE THROW ATTEMPTS	24	at Northeastern (11/11/18)
	15	MANHATTAN (12/01/18)		22	vs Texas (11/25/18)
FREE THROW ATTEMPTS	27	WAGNER (11/09/18)	FREE THROW PERCENTAGE	.917 (11-12)	MANHATTAN (12/01/18)
	19	MANHATTAN (12/01/18)		.833 (10-12)	at Pitt (12/5/18)
FREE THROW PERCENTAGE	.909 (10-11)	at Northeastern (11/11/18)	REBOUNDS	46	at Northeastern (11/11/18)
	.875 (7-8)	vs Ball State (11/23/18)		40	at Georgetown (11/29/18)
REBOUNDS	42	at Northeastern (11/11/18)	ASSISTS	19	CHARLOTTE (11/18/18)
	42	WAGNER (11/09/18)		15	PENN ST. (11/14/18)
ASSISTS	19	WAGNER (11/09/18)	STEALS	9	PENN ST. (11/14/18)
	15	COLUMBIA (12/11/18)		8	vs Texas (11/25/18)
	15	at Pitt (12/5/18)	BLOCKED SHOTS	4	at Pitt (12/5/18)
STEALS	10	vs Washington (11/24/18)		4	at Georgetown (11/29/18)
	8	WAGNER (11/09/18)		4	vs Ball State (11/23/18)
BLOCKED SHOTS	7	at Pitt (12/5/18)		4	at Northeastern (11/11/18)
	2	CHARLOTTE (11/18/18)	TURNOVERS	21	vs Washington (11/24/18)
TURNOVERS	15	PENN ST. (11/14/18)		15	at Northeastern (11/11/18)
	13	at Georgetown (11/29/18)		15	WAGNER (11/09/18)
	13	vs Texas (11/25/18)	FOULS	23	WAGNER (11/09/18)
FOULS	20	at Northeastern (11/11/18)		21	MANHATTAN (12/01/18)
	17	WAGNER (11/09/18)			

Fordham - GAME LOWS			Opponent - GAME LOWS		
POINTS	38	at Georgetown (11/29/18)	POINTS	49	COLUMBIA (12/11/18)
	54	at Northeastern (11/11/18)		57	vs Washington (11/24/18)
	54	vs Texas (11/25/18)		58	at Northeastern (11/11/18)
	55	PENN ST. (11/14/18)		58	at Georgetown (11/29/18)
	62	at Pitt (12/5/18)		59	WAGNER (11/09/18)
FIELD GOALS MADE	14	at Georgetown (11/29/18)	FIELD GOALS MADE	18	at Northeastern (11/11/18)
	20	at Northeastern (11/11/18)		21	WAGNER (11/09/18)
	20	vs Texas (11/25/18)		21	at Georgetown (11/29/18)
FIELD GOAL ATTEMPTS	47	vs Texas (11/25/18)		21	COLUMBIA (12/11/18)
	52	COLUMBIA (12/11/18)	FIELD GOAL ATTEMPTS	50	WAGNER (11/09/18)
FIELD GOAL PERCENTAGE	.264 (14-53)	at Georgetown (11/29/18)		50	vs Washington (11/24/18)
	.286 (20-70)	at Northeastern (11/11/18)	FIELD GOAL PERCENTAGE	.333 (18-54)	at Northeastern (11/11/18)
3 PT FIELD GOALS MADE	4	at Northeastern (11/11/18)		.382 (21-55)	COLUMBIA (12/11/18)
	4	CHARLOTTE (11/18/18)	3 PT FIELD GOALS MADE	2	CHARLOTTE (11/18/18)
3 PT FG ATTEMPTS	17	COLUMBIA (12/11/18)		2	MANHATTAN (12/01/18)
	18	MANHATTAN (12/01/18)	3 PT FG ATTEMPTS	9	MANHATTAN (12/01/18)
3 PT FG PERCENTAGE	.148 (4-27)	at Northeastern (11/11/18)		10	CHARLOTTE (11/18/18)
	.190 (4-21)	CHARLOTTE (11/18/18)	3 PT FG PERCENTAGE	.167 (3-18)	COLUMBIA (12/11/18)
FREE THROWS MADE	1	at Pitt (12/5/18)		.200 (2-10)	CHARLOTTE (11/18/18)
	4	PENN ST. (11/14/18)	FREE THROWS MADE	0	vs Washington (11/24/18)
	4	at Pitt (12/5/18)		4	CHARLOTTE (11/18/18)
FREE THROW ATTEMPTS	2	vs Texas (11/25/18)		4	COLUMBIA (12/11/18)
	6	COLUMBIA (12/11/18)	FREE THROW ATTEMPTS	0	vs Washington (11/24/18)
FREE THROW PERCENTAGE	.462 (6-13)	at Pitt (12/5/18)		6	CHARLOTTE (11/18/18)
	.500 (1-2)	PENN ST. (11/14/18)	FREE THROW PERCENTAGE	.000 (0-0)	vs Washington (11/24/18)
	.500 (4-8)	MANHATTAN (12/01/18)		.538 (7-13)	WAGNER (11/09/18)
REBOUNDS	19	vs Texas (11/25/18)	REBOUNDS	23	WAGNER (11/09/18)
	31	MANHATTAN (12/01/18)		26	COLUMBIA (12/11/18)
ASSISTS	9	at Georgetown (11/29/18)	ASSISTS	8	at Georgetown (11/29/18)
	10	CHARLOTTE (11/18/18)		9	MANHATTAN (12/01/18)
	10	MANHATTAN (12/01/18)	STEALS	1	vs Washington (11/24/18)
STEALS	1	vs Texas (11/25/18)		2	WAGNER (11/09/18)
	3	at Pitt (12/5/18)		2	COLUMBIA (12/11/18)
BLOCKED SHOTS	0	WAGNER (11/09/18)	BLOCKED SHOTS	0	vs Texas (11/25/18)
	0	at Northeastern (11/11/18)		1	WAGNER (11/09/18)
	0	vs Ball State (11/23/18)		1	CHARLOTTE (11/18/18)
	0	vs Washington (11/24/18)		1	MANHATTAN (12/01/18)
	0	vs Texas (11/25/18)	TURNOVERS	11	vs Texas (11/25/18)
	0	at Georgetown (11/29/18)		11	at Georgetown (11/29/18)
TURNOVERS	7	CHARLOTTE (11/18/18)	FOULS	11	vs Texas (11/25/18)
	8	vs Ball State (11/23/18)		11	at Pitt (12/5/18)
	8	vs Washington (11/24/18)			
FOULS	9	CHARLOTTE (11/18/18)			
	10	vs Washington (11/24/18)			
	10	COLUMBIA (12/11/18)			

## 2018-19 Individual Game Highs

Points	27	Bre Cavanaugh vs Manhattan (12/01/18)
	25	Bre Cavanaugh vs Washington (11/24/18)
	24	Bre Cavanaugh vs Ball State (11/23/18)
	20	Bre Cavanaugh vs Charlotte (11/18/18)
	20	Bre Cavanaugh vs Wagner (11/09/18)
Field Goals Made	10	Bre Cavanaugh vs Ball State (11/23/18)
	9	Bre Cavanaugh vs Manhattan (12/01/18)
Field Goal Att.	23	Bre Cavanaugh vs Ball State (11/23/18)
	22	Bre Cavanaugh vs Manhattan (12/01/18)
	22	CAVANAUGH, Bre at Northeastern (11/11/18)
FG Pct (min 5 made)	.750 (6-8)	Kendell Heremaia vs Charlotte (11/18/18)
	.714 (5-7)	Megan Jonassen at Pitt (12/5/18)
3-Point FG Made	4	Bre Cavanaugh at Pitt (12/5/18)
	4	Bre Cavanaugh vs Washington (11/24/18)
	4	Bre Cavanaugh vs Ball State (11/23/18)
3-Point FG Att.	11	Lauren Holden at Pitt (12/5/18)
	11	Bre Cavanaugh vs Washington (11/24/18)
	11	Bre Cavanaugh vs Ball State (11/23/18)
3-Pt FG Pct (min 2 made)	1.000 (2-2)	Mary Goulding vs Columbia (12/11/18)
	.750 (3-4)	Kendell Heremaia vs Wagner (11/09/18)
Free Throws Made	8	Bre Cavanaugh vs Manhattan (12/01/18)
	7	Bre Cavanaugh vs Washington (11/24/18)
	7	Bre Cavanaugh vs Charlotte (11/18/18)
Free Throw Att.	11	Bre Cavanaugh vs Manhattan (12/01/18)
	9	Bre Cavanaugh vs Washington (11/24/18)
FT Pct (min 3 made)	1.000 (6-6)	Lauren Holden vs Ball State (11/23/18)
	1.000 (5-5)	CAVANAUGH, Bre at Northeastern (11/11/18)
	1.000 (4-4)	Kendell Heremaia vs Texas (11/25/18)
	1.000 (4-4)	Lauren Holden vs Wagner (11/09/18)
Rebounds	12	Mary Goulding vs Charlotte (11/18/18)
	12	GOULDING, Mary at Northeastern (11/11/18)
Assists	6	Mary Goulding vs Ball State (11/23/18)
	5	Mary Goulding at Pitt (12/5/18)
	5	Kendell Heremaia vs Manhattan (12/01/18)
	5	Zara Jillings vs Ball State (11/23/18)
Steals	5	Kendell Heremaia vs Wagner (11/09/18)
	4	Bre Cavanaugh vs Washington (11/24/18)
	3	Bre Cavanaugh vs Columbia (12/11/18)
	3	Lauren Holden vs Wagner (11/09/18)
Blocked Shots	3	Megan Jonassen at Pitt (12/5/18)
	2	Mary Goulding vs Charlotte (11/18/18)
Turnovers	4	Mary Goulding at Pitt (12/5/18)
	4	Kendell Heremaia at Georgetown (11/29/18)
	4	Bre Cavanaugh at Georgetown (11/29/18)
	4	Kendell Heremaia vs Washington (11/24/18)
Fouls	4	Kendell Heremaia vs Penn St. (11/14/18)
	4	Lauren Holden vs Penn St. (11/14/18)
	5	Mary Goulding vs Ball State (11/23/18)
	4	Bre Cavanaugh at Pitt (12/5/18)
	4	Kendell Heremaia vs Manhattan (12/01/18)
	4	Mary Goulding vs Manhattan (12/01/18)
	4	Kendell Heremaia vs Texas (11/25/18)
	4	Zara Jillings vs Washington (11/24/18)
	4	Kendell Heremaia vs Ball State (11/23/18)
	4	Mary Goulding vs Penn St. (11/14/18)
	4	Kendell Heremaia vs Penn St. (11/14/18)
	4	HOLDEN, Lauren at Northeastern (11/11/18)
Minutes	4	GOULDING, Mary at Northeastern (11/11/18)
	4	HEREMAIA, Kendell at Northeastern (11/11/18)
	4	Mary Goulding vs Wagner (11/09/18)
	40	Bre Cavanaugh vs Manhattan (12/01/18)
	40	Lauren Holden vs Manhattan (12/01/18)
	40	Bre Cavanaugh at Georgetown (11/29/18)
	40	Zara Jillings at Georgetown (11/29/18)
	40	Bre Cavanaugh vs Penn St. (11/14/18)
	40	Lauren Holden vs Penn St. (11/14/18)
	40	GOULDING, Mary at Northeastern (11/11/18)
	40	CAVANAUGH, Bre at Northeastern (11/11/18)

## 2017-18 Opponent Individual Game Highs

Points	25	Teniya Page vs Penn St. (11/14/18)
	23	Jade Phillips vs Charlotte (11/18/18)
	21	Melgoza, Amber vs Washington (11/24/18)
	20	Jazmin Harris vs Charlotte (11/18/18)
	19	Sienna Durr vs Columbia (12/11/18)
Field Goals Made	10	Jazmin Harris vs Charlotte (11/18/18)
	10	Jade Phillips vs Charlotte (11/18/18)
	10	Teniya Page vs Penn St. (11/14/18)
Field Goal Att.	23	Jade Phillips vs Charlotte (11/18/18)
	20	Melgoza, Amber vs Washington (11/24/18)
	20	Teniya Page vs Penn St. (11/14/18)
FG Pct (min 5 made)	.857 (6-7)	Lynette Taitt vs Manhattan (12/01/18)
	.833 (5-6)	Lauren Harley vs Charlotte (11/18/18)
3-Point FG Made	4	Khaleah Edwards vs Wagner (11/09/18)
	3	Bradley, Kauai at Pitt (12/5/18)
	3	Melgoza, Amber vs Washington (11/24/18)
3-Point FG Att.	8	Joellen How vs Wagner (11/09/18)
	7	Melgoza, Amber vs Washington (11/24/18)
	7	Khaleah Edwards vs Wagner (11/09/18)
3-Pt FG Pct (min 2 made)	.667 (2-3)	HAYNES, Abi vs Ball State (11/23/18)
	.667 (2-3)	Teniya Page vs Penn St. (11/14/18)
	.667 (2-3)	Todd, Shannon at Northeastern (11/11/18)
Free Throws Made	6	Whitney, Jasmine at Pitt (12/5/18)
	6	Genco, Jess at Northeastern (11/11/18)
Free Throw Att.	6	Whitney, Jasmine at Pitt (12/5/18)
	6	Warren, Audrey vs Texas (11/25/18)
	6	Genco, Jess at Northeastern (11/11/18)
FT Pct (min 3 made)	1.000 (6-6)	Whitney, Jasmine at Pitt (12/5/18)
	1.000 (6-6)	Genco, Jess at Northeastern (11/11/18)
	1.000 (4-4)	Mikayla Venson at Georgetown (11/29/18)
	1.000 (3-3)	Lynette Taitt vs Manhattan (12/01/18)
	1.000 (3-3)	Collier, Charli vs Texas (11/25/18)
Rebounds	11	BROWN, Oshlynn vs Ball State (11/23/18)
	11	Dublin, Ayanna at Northeastern (11/11/18)
Assists	9	Laia Raventos vs Charlotte (11/18/18)
	6	Mikayla Markham vs Columbia (12/11/18)
Steals	4	Siyeh Frazier vs Penn St. (11/14/18)
	2	Bradley, Kauai at Pitt (12/5/18)
	2	Whitney, Jasmine at Pitt (12/5/18)
	2	Courtney Warley vs Manhattan (12/01/18)
	2	Julie Hoier vs Manhattan (12/01/18)
	2	Mikayla Venson at Georgetown (11/29/18)
	2	Allen-Taylor, Joanne vs Texas (11/25/18)
	2	Warren, Audrey vs Texas (11/25/18)
	2	BROWN, Oshlynn vs Ball State (11/23/18)
	2	Jade Phillips vs Charlotte (11/18/18)
	2	Teniya Page vs Penn St. (11/14/18)
	2	Karisma Ortiz vs Penn St. (11/14/18)
	2	Giacone, Gabby at Northeastern (11/11/18)
Blocked Shots	4	Anita Kelava at Georgetown (11/29/18)
	3	Walters, Kalista at Pitt (12/5/18)
Turnovers	6	Melgoza, Amber vs Washington (11/24/18)
	6	Jade Phillips vs Charlotte (11/18/18)

## Career Records

### POINTS

1.	2,548	Anne Gregory (1976-80)
2.	2,417	Jeanine Radice (1985-89)
3.	1,828	Sharon Nast (1982-86)
4.	1,497	G'mrice Davis (2014- )
5.	1,475	Suzanne Maguire (1993-97)
6.	1,422	Nicole Williams (1988-92)
7.	1,331	Denise Hammersley (1991-95)
8.	1,318	Becky Peters (2008-12)
9.	1,263	Samantha Clark (2012-16)
10.	1,241	Terri Vaccarino (1981-85)
11.	1,213	Abigail Corning (2010-14)
12.	1,167	Mobolaji Akiode (1999-2003)
13.	1,164	Mary Ann Bilotti (1976-80)
14.	1,145	Cecelia Wanker (1979-83)
15.	1,142	Hannah Missry (2013-17)
16.	1,123	Christie Kennedy (1988-92)
17.	1,121	Heather Donlon (1989-93)
18.	1,062	Erin Rooney (2012-14)
19.	1,045	Stacey Paukovitz (1989-93)
20.	1,031	Carol Elser (1981-85)

### SCORING AVERAGE

1.	21.8	Jeanine Radice (1985-89)
2.	20.1	Anne Gregory (1976-80)
3.	17.2	Sharon Nast (1982-86)
4.	15.7	Lisa Carrol (2005-07)
5.	15.6	Erin Rooney (2012-14)
6.	15.1	Terri Vaccarino (1981-85)
7.	13.2	Suzanne Maguire (1993-97)
8.	13.0	Malysa Thorgren (1997-99)
9.	12.8	Randall Hurst (2008-10)
10.	12.5	Nicole Williams (1988-92)

### FIELD GOALS

1.	982	Anne Gregory (1976-80)
2.	929	Jeanine Radice (1985-89)
3.	711	Sharon Nast (1982-86)
4.	589	G'mrice Davis (2014- )
5.	570	Nicole Williams (1988-92)
6.	531	Terri Vaccarino (1981-85)
7.	529	Suzanne Maguire (1993-97)
8.	520	Samantha Clark (2012-16)
9.	499	Cecelia Wanker (1979-83)
10.	480	Becky Peters (2008-12)

### FIELD GOAL %

1.	.568	Anne Gregory (1976-80)
2.	.543	Sharon Nast (1982-86)
3.	.531	Sue Moser (1988-92)
4.	.520	Kathy Reidy (1986-90)
5.	.519	Nicole Williams (1988-92)
6.	.518	Kelly Fitzpatrick (1991-95)
7.	.517	Kim Cook (1996-98)
8.	.514	Kelly Roche (1989-93)
9.	.512	Peggy Byrnes (1993-97)
10.	.511	Lauren Fleischer (2000-04)

### 3-POINT FIELD GOALS

1.	310	Hannah Missry (2013-17)
2.	233	Heather Donlon (1989-93)
3.	212	Denise Hammersley (1991-95)
4.	200	Suzanne Maguire (1993-97)
5.	172	Lauren Holden (2015- )
6.	171	Abigail Corning (2010-14)
7.	159	Maureen Garvey (1996-2001)
8.	155	Becky Peters (2008-12)
9.	133	Arielle Collins (2009-13)
10.	111	Monica Mack (2001-05)

### 3-POINT FIELD GOAL %

1.	.462	Heather Donlon (1989-93)
2.	.378	Daniela Roark (2005-07)
3.	.368	Beth Michuda (1996-2000)
4.	.366	Rachelle Racht (1992-96)
		Maureen Garvey (1996-2001)

6.	.360	Hannah Missry (2013-17)
7.	.357	Suzanne Maguire (1993-97)
8.	.355	Denise Hammersley (1991-95)
9.	.353	Abigail Corning (2010-14)
10.	.350	Beth Ann Dickinson (2002-04)

### FREE THROWS

1.	584	Anne Gregory (1976-80)
2.	521	Jeanine Radice (1985-89)
3.	406	Sharon Nast (1982-86)
4.	319	G'mrice Davis (2014- )
5.	284	Liz Kane (1986-90)
6.	283	Denise Hammersley (1991-95)
7.	282	Nicole Williams (1988-92)
8.	258	Ellen-Jo Haskell (1981-85)
		Mobolaji Akiode (1999-03)
10.	247	Erin Rooney (2012-14)

### FREE THROW %

1.	.873	Beth Ann Dickinson (2002-04)
2.	.862	Marah Strickland (2011-13)
3.	.855	Hannah Missry (2013-17)
4.	.851	Jeanine Radice (1985-89)
5.	.844	Lauren Holden (2015- )
6.	.840	Lisa Carrol (2005-07)
7.	.818	Kristina Bell (2007-11)
8.	.804	Tiffany Ruffin (2014-15)
9.	.801	Suzanne Maguire (1993-97)
		Arielle Collins (2009-13)

### REBOUNDS

1.	1,999	Anne Gregory (1976-80)
2.	1,199	G'mrice Davis (2014- )
3.	946	Samantha Clark (2012-16)
4.	910	Nicole Williams (1988-92)
5.	792	Sharon Nast (1982-86)
6.	737	Suzanne Maguire (1993-97)
7.	715	Kelly Fitzpatrick (1991-95)
		Kyshawn Ruff (2001-05)
9.	705	Terri Vaccarino (1981-85)
10.	702	Abigail Corning (2010-14)

### REBOUNDING AVERAGE

1.	15.7	Anne Gregory (1976-80)
2.	9.6	G'mrice Davis (2014- )
3.	8.6	Terri Vaccarino (1981-85)
4.	8.0	Nicole Williams (1988-92)
5.	7.5	Sharon Nast (1982-86)
		Malysa Thorgren (1997-99)
7.	7.2	Kelly Fitzpatrick (1991-95)
		Samantha Clark (2012-16)
9.	6.9	Kyshawn Ruff (2001-05)
10.	6.6	Suzanne Maguire (1993-97)

### ASSISTS

1.	725	Mary Hayes (1975-79)
2.	487	Cami Cass (1988-92)
3.	413	Jeanine Radice (1985-89)
4.	409	Denise Hammersley (1991-95)
5.	378	Laura DeGennaro (1981-85)
6.	372	Kathryn McCabe (1995-99)
7.	359	Heather Donlon (1989-93)
8.	358	Monica Mack (2001-05)
9.	340	Abigail Corning (2010-14)
10.	329	Eileen Welsh (1984-88)

### STEALS

1.	232	Denise Hammersley (1991-95)
2.	191	Becky Peters (2008-12)
3.	188	Cami Cass (1988-92)
4.	184	Jeanine Radice (1985-89)
5.	182	Monica Mack (2001-05)
6.	175	Laura DeGennaro (1981-85)
7.	171	Suzanne Maguire (1993-97)
8.	170	Theresa Hrubash (1978-82)
		Arielle Collins (2009-13)
10.	165	Maureen Corrigan (1978-80)

### BLOCKS

1.	200	Anne Gregory (1976-80)
2.	174	Kelly Roche (1989-93)
3.	149	Samantha Clark (2012-16)
4.	147	Terri Vaccarino (1981-85)
5.	125	Liz Kane (1986-90)
6.	124	Kyshawn Ruff (2001-05)
7.	107	Kathy Reidy (1986-90)
8.	105	Jada Jefferson (2002-06)
9.	103	Anne Gregory (1976-80)
10.	101	Stacey Price (2001-06)



Anne Gregory ('80) is Fordham's all-time leader in scoring, rebounding, & blocks.



Mary Hayes ('79) is far and away atop the Rams' assists list with 725 in her career.



Jeanine "J.J." Radice ('89) scored over 2,400 points at Fordham and holds three single season records.

## Single-Season Records

### POINTS

1.	686	Jeanine Radice (1988-89)
2.	667	Jeanine Radice (1986-87)
3.	666	Anne Gregory (1978-79)
4.	656	Anne Gregory (1977-78)
5.	632	Anne Gregory (1979-80)
6.	594	Anne Gregory (1976-77)
	594	Jeanine Radice (1987-88)
8.	578	Bre Cavanaugh (2017-18)
9.	577	Erin Rooney (2013-14)
10.	543	Sharon Nast (1985-86)

### SCORING AVERAGE

1.	24.8	Jeanine Radice (1987-88)
2.	23.7	Jeanine Radice (1988-89)
3.	23.0	Jeanine Radice (1986-87)
4.	22.0	Anne Gregory (1976-77)
5.	20.5	Anne Gregory (1977-78)
6.	20.3	Sharon Nast (1983-84)
7.	19.6	Anne Gregory (1978-79)
8.	18.6	Anne Gregory (1979-80)
		Sharon Nast (1985-86)
10.	18.1	Terri Vaccarino (1982-83)

### FIELD GOALS

1.	267	Anne Gregory (1978-79)
2.	257	Anne Gregory (1979-80)
	257	Jeanine Radice (1988-89)
4.	252	Jeanine Radice (1986-87)
5.	248	Anne Gregory (1977-78)
6.	227	Annette Kennedy (1979-80)
7.	217	Jeanine Radice (1987-88)
8.	208	G'mrice Davis (2017-18)
9.	203	Jeanine Radice (1985-86)
10.	202	Terri Vaccarino (1982-83)

### FIELD GOAL %

1.	.607	Anne Gregory (1978-79)
2.	.599	Anne Gregory (1979-80)
3.	.592	Terri Vaccarino (1984-85)
4.	.587	Nicole Williams (1991-92)
5.	.585	Sharon Nast (1983-84)
6.	.576	Chandra Lambert (1998-99)
7.	.568	Anne Gregory (1976-77)
		Emily Tapio (2013-14)
9.	.559	Sue Moser (1991-92)
10.	.558	Kathy Reidy (1989-90)

### 3-POINT FIELD GOALS

1.	93	Heather Donlon (1992-93)
2.	83	Hannah Missry (2013-14)
3.	78	Hannah Missry (2014-15)
		Hannah Missry (2015-16)
5.	71	Suzanne Maguire (1996-97)
		Hannah Missry (2016-17)
		Lauren Holden (2017-18)
8.	69	Marah Strickland (2012-13)
9.	67	Bre Cavanaugh (2017-18)
10.	65	Denise Hammersley (1993-94)

### 3-POINT FIELD GOAL %

1.	.575	Heather Donlon (1989-90)
2.	.470	Heather Donlon (1992-93)
3.	.434	Beth Michude (1998-99)
4.	.427	Denise Hammersley (1991-92)

5.	.426	Heather Donlon (1991-92)
6.	.415	Maureen Garvey (2000-01)
7.	.413	Suzanne Maguire (1995-96)
8.	.406	Daniela Roark (2005-06)
9.	.403	Rachelle Racht (1995-96)
10.	.398	Heather Donlon (1990-91)

### FREE THROWS

1.	176	Anne Gregory (1976-77)
2.	163	Jeanine Radice (1986-87)
3.	158	Anne Gregory (1977-78)
	158	Jeanine Radice (1988-89)
5.	145	Sharon Nast (1985-86)
		Bre Cavanaugh (2017-18)
7.	139	Erin Rooney (2013-14)
8.	136	Jeanine Radice (1987-88)
9.	132	Anne Gregory (1978-79)
10.	125	Denise Hammersley (1993-94)

### FREE THROW %

1.	.898	Jeanine Radice (1988-89)
2.	.892	Beth Ann Dickinson (2003-04)
3.	.887	Denise Hammersley (1993-94)
4.	.883	Jeanine Radice (1987-88)
5.	.870	Kristina Bell (2009-10)
6.	.862	Marah Strickland (2012-13)
7.	.861	Suzanne Maguire (1995-96)
8.	.858	Jeanine Radice (1986-87)
	.858	Lisa Carrol (2005-06)
10.	.848	Bre Cavanaugh (2017-18)

### REBOUNDS

1.	640	Anne Gregory (1976-77)
2.	493	Anne Gregory (1977-78)
3.	444	Anne Gregory (1978-79)
4.	436	G'mrice Davis (2016-17)
5.	429	G'mrice Davis (2017-18)
6.	422	Anne Gregory (1979-80)
7.	297	Samantha Clark (2015-16)
8.	283	Kyshawn Ruff (2002-03)
9.	274	Kelly Fitzpatrick (1993-94)
10.	266	Nicole Williams (1990-91)

### REBOUNDING AVERAGE

1.	23.7	Anne Gregory (1976-77)
2.	15.4	Anne Gregory (1977-78)
3.	13.4	G'mrice Davis (2017-18)
4.	13.1	Anne Gregory (1978-79)
5.	12.8	G'mrice Davis (2016-17)
6.	12.4	Anne Gregory (1979-80)
7.	9.6	Samantha Clark (2015-16)
8.	9.5	Nicole Williams (1990-91)
9.	9.4	Terri Vaccarino (1981-82)
10.	9.1	Christie Kennedy (1991-92)
		Kelly Fitzpatrick (1993-94)

### ASSISTS

1.	305	Mary Hayes (1977-78)
2.	227	Mary Hayes (1978-79)
3.	170	Erin Rooney (2013-14)
4.	154	Tiffany Ruffin (2014-15)
5.	145	Abigail Corning (2013-14)
6.	142	Rebecca Myers (1983-84)
7.	135	Jeanine Radice (1988-89)
8.	131	Denise Hammersley (1994-95)
9.	130	Erin Rooney (2012-13)
Assists	17	Mary Hayes (vs Brooklyn 1/27/79)
	17	Liz McGovern

### Steals

8	Lauren Fleischer (vs URI 2/18/01)
8	Cami Cass (vs Holy Cross 2/19/92)
8	Cami Cass (vs Butler 1/6/89)
8	Mary Hayes
8	Liz McGovern

### Blocks

10	Kelly Roche (vs Navy 2/1/92)
----	------------------------------

10.	127	Cami Cass (1990-91)
-----	-----	---------------------

### STEALS


1.	100	Mary Hayes (1977-78)
2.	96	Mary Hayes (1978-79)
3.	90	Maureen Corrigan (1978-79)
4.	79	Arielle Collins (2012-13)
5.	75	Maureen Corrigan (1979-80)
	75	Denise Hammersley (1994-95)
7.	74	Annette Kennedy (1979-80)
8.	71	Laura DeGennaro (1983-84)
	71	Lisa Andrews (1994-95)
10.	70	Denise Hammersley (1992-93)

### BLOCKS

1.	95	Kelly Roche (1992-93)
2.	66	Kelly Roche (1991-92)
3.	57	Terri Vaccarino (1982-83)
4.	53	Anne Gregory (1978-79)
5.	51	Anne Gregory (1977-78)
6.	50	Anne Gregory (1979-80)
	50	Samantha Clark (2012-13)
8.	46	Terri Vaccarino (1984-85)
	46	Jada Jefferson (2004-05)
10.	44	Terri Vaccarino (1981-82)
	44	Takita Earl (2007-08)



Heather Donlon ('93) set the NCAA single-season record with a .575 3-point field percentage during the 1989-90 season.



In 2013-14, Erin Rooney ('14) was the first player in Fordham women's basketball history to record 500 points, 200 rebounds, & 150 assists in the same season.

## Single-Game Records

Points	40	Jeanine Radice (vs Drexel 12/5/87)
Field Goals	17	Cecelia Wanker (vs NY Tech 2/10/82)
3-Pt FGs	9	Denise Hammersley (vs Lafayette 1/26/94)
Rebounds	32	Anne Gregory (vs Cortland 3/3/77)

10	Kelly Roche (vs Navy 2/1/92)
----	------------------------------

## Single-Season Team Records

### WINS

1.	27	1978-79
2.	26	2012-13
3.	25	1977-78
		2013-14
5.	24	2017-18

### WINNING %

1.	.794	1978-79
2.	.778	1975-76
3.	.758	1977-78
		2013-14
5.	.743	2012-13

### POINTS

1.	2443	1978-79
2.	2274	1979-80
3.	2207	2013-14
4.	2106	1991-92
5.	2084	1988-89

### SCORING AVERAGE

1.	73.20	1983-84
2.	72.62	1991-92
3.	71.86	1988-89
4.	71.85	1978-79
5.	68.11	1987-88

### FIELD GOALS

1.	1008	1978-79
2.	956	1979-80
3.	833	1991-92
4.	818	2013-14
5.	800	1988-89

### FIELD GOAL %

1.	.497	1984-85
2.	.483	1991-92
3.	.467	1983-84
4.	.457	1989-90
5.	.454	1982-83

### 3-POINT FIELD GOALS

1.	244	2013-14
2.	221	2016-17
3.	207	2012-13
4.	186	2017-18
5.	165	1999-00

### 3-POINT FIELD GOAL %

1.	.473	1989-90
2.	.409	1992-93
3.	.407	1987-88
4.	.387	1991-92
5.	.380	1995-96

### FREE THROWS

1.	476	1987-88
2.	466	1988-89
3.	461	1986-87
4.	427	1978-79
5.	421	1981-82

### FREE THROW %

1.	.769	1993-94
		2017-18
3.	.767	2012-13
4.	.761	2016-17
5.	.738	2006-07

### REBOUNDS

1.	1441	1978-79
2.	1349	1979-80
3.	1299	2013-14
4.	1294	2012-13
5.	1288	1981-82

### REBOUNDING AVG.

1.	42.9	1981-82
2.	42.7	1992-93
3.	42.4	1978-79
4.	40.8	1993-94
5.	40.3	2002-03

### ASSISTS

1.	550	1991-92
2.	529	1978-79
3.	527	2013-14
4.	485	1990-91
5.	481	1985-86

### STEALS

1.	470	1978-79
2.	375	1979-80
3.	320	1994-95
4.	295	1981-82
5.	265	1984-85



### BLOCKS

1.	152	1992-93
2.	124	2004-05
3.	114	2002-03
4.	111	1979-80
5.	109	2003-04



Mary Hayes '79 (left) and Anne Greogry '80 (right) embrace after the Rams won the 1979 Eastern Regional. The 1978-79 squad still holds six team records to this day.

Sharon Nast '86 (right) is third on the all-time scoring list at Fordham, and helped the Rams set team records in scoring average and field goal percentage during her career.



Abigail Corning '14 (left) helped set the single-season team record for three-pointers during the 2012-13 campaign, and then helped break that mark again in the 2013-14 season.



Kathy Mosolino ranks first in wins among Fordham women's basketball coaches, and was inducted into the Athletic Hall of Fame in 1994.

## Fordham Coaching History\*

Coach's Name (Years)	Seasons	W-L	Pct.
Kathy Mosolino (1974-80)	6	115-46	.714
Christine Wielgus (1991-93)	2	37-21	.638
<b>Stephanie V. Gaitley (2011- )</b>	<b>8</b>	<b>149-90</b>	<b>.623</b>
Belinda Venancio (1973-74)	1	7-7	.500
Joe Buckley (1983-84)	1	11-15	.423
Kevin Morris (1993-2000)	7	79-116	.405
Judith Hoyer (1970-73)	3	18-27	.400
Lou Kern (1986-91)	5	54-90	.375
Cathy Coakley (1980-83)	3	30-52	.366
Jim Lewis (2000-06)	6	56-118	.322
Gary Orr (1984-86)	2	18-39	.316
Cathy Andruzzi (2007-11)	5	31-116	.210

\* - sorted by win percentage

## TV/Radio Roster



**#0 Zara Jillings**  
Guard ~ 5-11 ~ Sophomore  
Auckland, New Zealand



**#1 Alexa Giuliano**  
Guard ~ 5-8 ~ Grad Student  
Hackettstown, N.J.



**#2 Lauren Holden**  
Guard ~ 5-5 ~ Senior  
Cape May, N.J.



**#3 Katie McLoughlin**  
Guard ~ 5-10 ~ Sophomore  
Yonkers, N.Y.



**#5 Catherine Polisano**  
Guard ~ 5-9 ~ Freshman  
Ambler, Pa.



**#10 Bre Cavanaugh**  
Guard ~ 5-8 ~ R-Sophomore  
Allamuchy, N.J.



**#12 Edona Thaqi**  
Guard ~ 5-9 ~ Sophomore  
Stamford, Conn.



**#14 Vilisi Tavui**  
Center ~ 6-4 ~ R-Freshman  
Nausori, Fiji



**#15 Ralene Kwiatkowski**  
Guard ~ 5-8 ~ Sophomore  
Biltmore Lake, N.C.



**#20 Kendell Heremaia**  
Guard ~ 5-9 ~ Sophomore  
Whangarei, New Zealand



**#21 Lauren Murphy**  
Guard ~ 5-9 ~ Sophomore  
West Hartford, Conn.



**#23 Halei Gillis**  
Forward/Center ~ 6-4 ~ Sophomore  
Asheville, N.C.



**#24 Kaitlyn Downey**  
Forward ~ 6-1 ~ Freshman  
Hastings-on-Hudson, N.Y.



**#32 Chloe Chaffin**  
Guard ~ 5-10 ~ Freshman  
Kingston, N.Y.



**#34 Mary Goulding**  
Forward ~ 6-0 ~ Senior  
Rangiora, New Zealand



**#43 Megan Jonassen**  
Forward ~ 6-0 ~ Freshman  
Schwenksville, Pa.